West Virginia University Research Corporation

Combined Financial Statements as of and for the Years Ended June 30, 2012 and 2011, Independent Auditors' Reports, Report on Federal Awards in Accordance With OMB Circular A-133 for the Year Ended June 30, 2012, and Additional Information for the Year Ended June 30, 2012

WEST VIRGINIA UNIVERSITY RESEARCH CORPORATION

TABLE OF CONTENTS

	Page
INDEPENDENT AUDITORS' REPORT	1
MANAGEMENT'S DISCUSSION AND ANALYSIS (RSI) (UNAUDITED)	2–10
COMBINED FINANCIAL STATEMENTS AS OF AND FOR THE YEARS ENDED JUNE 30, 2012 AND 2011:	
Combined Statements of Net Assets	11
Combined Statements of Revenues, Expenses and Changes in Net Assets	12
Combined Statements of Cash Flows	13–14
Notes to Combined Financial Statements	15–30
INDEPENDENT AUDITORS' REPORT ON INTERNAL CONTROL OVER FINANCIAL REPORTING AND ON COMPLIANCE AND OTHER MATTERS BASED ON AN AUDIT OF FINANCIAL STATEMENTS PERFORMED IN ACCORDANCE WITH *GOVERNMENT AUDITING STANDARDS*	31
INDEPENDENT AUDITORS' REPORT ON COMPLIANCE WITH REQUIREMENTS THAT COULD HAVE A DIRECT AND MATERIAL EFFECT ON EACH MAJOR PROGRAM AND ON INTERNAL CONTROL OVER COMPLIANCE IN ACCORDANCE WITH OMB CIRCULAR A-133	32–33
SCHEDULE OF EXPENDITURES OF FEDERAL AWARDS FOR THE YEAR ENDED JUNE 30, 2012	34–53
NOTES TO SCHEDULE OF EXPENDITURES OF FEDERAL AWARDS FOR THE YEAR ENDED JUNE 30, 2012	54
SCHEDULE OF FINDINGS AND QUESTIONED COSTS FOR THE YEAR ENDED JUNE 30, 2012	55
STATUS OF PRIOR YEAR FINDINGS (NONE)	

Deloitte.

Deloitte & Touche LLP
2500 One PPG Place
Pittsburgh, PA 15222-5401
USA

Tel: +1 412 338 7200
Fax: +1 412 338 7380
www.deloitte.com

INDEPENDENT AUDITORS' REPORT

To the West Virginia University Research Corporation Board of Directors:

We have audited the accompanying combined statements of net assets of the West Virginia University Research Corporation (the "Corporation") as of June 30, 2012 and 2011 and the related combined statements of revenues, expenses, and changes in net assets, and cash flows for the years then ended. These combined financial statements are the responsibility of the management of the Corporation. Our responsibility is to express an opinion on these combined financial statements based on our audits.

We conducted our audits in accordance with auditing standards generally accepted in the United States of America and the standards applicable to financial audits contained in *Government Auditing Standards* issued by the Comptroller General of the United States. Those standards require that we plan and perform the audit to obtain reasonable assurance about whether the respective financial statements are free of material misstatement. An audit includes consideration of internal control over financial reporting as a basis for designing audit procedures that are appropriate in the circumstances, but not for the purpose of expressing an opinion on the effectiveness of the Corporation's internal control over financial reporting. Accordingly, we express no such opinion. An audit also includes examining, on a test basis, evidence supporting the amounts and disclosures in the financial statements, assessing the accounting principles used and significant estimates made by management, as well as evaluating the overall financial statement presentation. We believe that our audits provide a reasonable basis for our opinion.

In our opinion, such combined financial statements present fairly, in all material respects, the combined financial position of the Corporation at June 30, 2012 and 2011, and the combined changes in their net assets and their cash flows for the years then ended in conformity with accounting principles generally accepted in the United States of America.

Accounting principles generally accepted in the United States of America require that the Management's Discussion and Analysis on pages 2 to 10 be presented to supplement the combined financial statements. Such information, although not a part of the combined financial statements, is required by the Governmental Accounting Standards Board who considers it to be an essential part of financial reporting for placing the combined financial statements in an appropriate operational, economic, or historical context. We have applied certain limited procedures to the required supplementary information in accordance with auditing standards generally accepted in the United States of America, which consisted of inquires of management about the methods of preparing the information and comparing the information for consistency with management's responses to our inquires, the combined financial statements, and other knowledge we obtained during our audit of the combined financial statements. We do not express an opinion or provide any assurance on the information because the limited procedures do not provide us with sufficient evidence to express an opinion or provide any assurance.

Our 2012 audit was conducted for the purpose of forming an opinion on the 2012 combined financial statements of the Corporation taken as a whole. The accompanying schedule of expenditures of federal awards for the year ended June 30, 2012 as listed in the table of contents is presented for the purpose of additional analysis as required by U.S. Office of Management and Budget Circular A-133, *Audits of States, Local Governments, and Nonprofit Organizations*, and is not a required part of the 2012 combined financial statements. This schedule is the responsibility of the management of the Corporation and was derived from and relates directly to the underlying accounting and other records used to prepare the 2012 combined financial statements. Such information has been subjected to the auditing procedures applied in our audit of the combined 2012 financial statements and certain additional procedures, including comparing and reconciling such information directly to the underlying accounting and other records used to prepare the 2012 combined financial statements or to the 2012 combined financial statements themselves, and other additional procedures in accordance with auditing standards generally accepted in the United States of America. In our opinion, the schedule is fairly stated in all material respects when considered in relation to the 2012 combined financial statements taken as a whole.

In accordance with *Government Auditing Standards*, we have also issued our report dated February 5, 2013, on our consideration of the Corporation's internal control over financial reporting and our tests of its compliance with certain provisions of laws, regulations, contracts, grant agreements and other matters. The purpose of that report is to describe the scope of our testing of internal control over financial reporting and compliance and the results of that testing, and not to provide an opinion on the internal control over financial reporting or on compliance. That report is an integral part of an audit performed in accordance with *Government Auditing Standards* and should be considered in assessing the results of our audit.

Deloitte & Touche LLP

February 5, 2013

Member of
Deloitte Touche Tohmatsu Limited

Management's Discussion and Analysis (Unaudited)
Year Ended June 30, 2012

Overview

The Management's Discussion and Analysis is required supplementary information and has been prepared in accordance with the requirements of the Governmental Accounting Standards Board ("GASB"). This section of the West Virginia University Research Corporation's (the "Corporation") annual financial report provides an overview of the Corporation's financial performance during the fiscal year ended June 30, 2012 as compared to the previous fiscal year. Comparative analysis is also presented for fiscal year 2011 compared to fiscal year 2010.

The Corporation's annual report consists of three basic financial statements: the statement of net assets, the statement of revenues, expenses and changes in net assets, and the statement of cash flows. These statements focus on the financial condition, the results of operations, and cash flows of the Corporation as a whole. Each of these statements is discussed below.

Net Assets

The statements of net assets present the assets (current and noncurrent), liabilities (current and noncurrent), and net assets (assets minus liabilities) of the Corporation as of the end of the fiscal years. Assets denote the resources available to continue the operations of the Corporation. Liabilities indicate how much the Corporation owes vendors, employees and the University. Net assets measure the equity or the availability of funds of the Corporation for future periods.

Net Assets are displayed in three major categories:

Invested in capital assets, net of related debt. This category represents the Corporation's total investment in capital assets net of accumulated depreciation and outstanding debt obligations related to those capital assets. To the extent debt has been incurred but not yet expended for capital assets, such amounts are not included as a component of invested in capital assets, net of related debt.

Restricted net assets. This category includes net assets, the use of which is restricted, either due to externally imposed constraints or because of restrictions imposed by law. They are further divided into two additional components - nonexpendable and expendable. Nonexpendable restricted net assets include endowment and similar type funds for which donors or other outside sources have stipulated, as a condition of the gift instrument, that the principal is to be maintained inviolate and in perpetuity and invested for the purpose of producing present and future income, which may either be expended or added to principal. Expendable restricted net assets include resources for which West Virginia University (the "University") is legally or contractually obligated to spend resources in accordance with restrictions imposed by external third parties.

Unrestricted Net Assets. This category includes resources that are not subject to externally imposed stipulations. Such resources are derived primarily from facilities and administrative earnings and revenues from royalties and investments. Unrestricted net assets are used for transactions related to the educational and general operations of the Corporation and may be designated for specific purposes by action of the Corporation's Board of Directors.

Condensed Combined Schedules of Net Assets (in thousands)

	As of June 30		
	2012	**2011**	**2010**
Assets			
Current Assets	$ 46,670	$ 48,065	$ 43,345
Noncurrent Assets	54,883	58,177	66,126
Total Assets	$ 101,553	$ 106,242	$ 109,471
Liabilities			
Current Liabilities	$ 32,309	$ 36,457	$ 41,755
Noncurrent Liabilities	28,579	29,337	39,203
Total Liabilities	$ 60,888	$ 65,794	$ 80,958
Net Assets			
Invested in Capital Assets, net of related debt	$ 21,869	$ 21,662	$ 17,341
Restricted	1,102	1,373	1,497
Unrestricted	17,694	17,413	9,675
Total Net Assets	$ 40,665	$ 40,448	$ 28,513

Total assets of the Corporation decreased by $4.7 million to a total of $101.6 million as of June 30, 2012. This change was primarily due to a decrease in accounts receivable, net of allowances for doubtful accounts, and investments. The decrease was offset by an increase in cash and cash equivalents, as well as an increase in due from Commission and prepaid expenses. Total assets had experienced a decrease from fiscal year 2010 to fiscal year 2011 of $3.2 million.

- Net accounts receivable decreased by $5.2 million compared to the prior year. This decrease can be attributed to Federal and non-governmental ARRA (American Recovery & Reinvestment Act of 2009) and sponsored awards reaching their ending date of contract in fiscal year 2012. Net accounts receivable had also decreased from fiscal year 2010 to fiscal year 2011 by $2.2 million.

- Investments decreased by $2.2 million primarily due to the scheduled redemption of the University's Auction Rate Certificates (ARCs) in October 2011. From fiscal year 2010 to fiscal year 2011 investments decreased by $10.9 million primarily due to the liquidation of investments entrusted with the WVU Foundation and the scheduled redemption of ARCs.

- Capital assets, net, decreased by $1.0 million due to an increase in the depreciation allowance for competed improvements to the NASA building as well as the completion of the Health Science Center Biomedical Research facility. Fiscal year 2011 experienced an increase due to the addition of land and a building on the Downtown Campus of WVU.

- Cash and cash equivalents increased $3.5 million primarily due to an increase in the central dean's overhead fund which retains 70 % of the facility and administrative cost recoveries on sponsored awards. From fiscal year 2010

to fiscal year 2011, cash and cash equivalents had decreased $6.9 million primarily due to the redemption of investments and an increase in the dean's overhead funds for facility and administrative cost recoveries on sponsored awards.

Total liabilities of the Corporation as of June 30, 2012 decreased by $4.9 million to a total of $60.9 million. The decrease is mainly due to decreased deferred revenue on sponsored awards and also notes payable for Health Science Center loans. A slight increase in accounts payable and accounts payable to West Virginia University offset the overall decrease. Total liabilities had experienced a decrease of $15.2 million from fiscal year 2010 to fiscal year 2011 due to a decline in accounts payable to West Virginia University, deferred revenue, and notes payable.

- Deferred revenue decreased by $4.4 million and is primarily attributable to awards being completed in fiscal year 2012 and a reduction in deferred revenue on existing awards. A decrease of $5.8 million was noted in this category from fiscal year 2010 to fiscal year 2011 due similar award activity.

- Notes payable decreased $1.3 million. This decrease represents principal payments on construction loan agreements with the West Virginia Housing Development Fund (WVHDF), the West Virginia Economic Development Authority (WVEDA), and the West Virginia infrastructure and Jobs Development Council (IJDC). Notes payable experienced a decrease from fiscal year 2010 to fiscal year 2011.

- Accounts payable and accounts payable to West Virginia University increased by $845,000 from the prior year. This increase partially represents fiscal year 2012 payments, for amounts due to the University for facilities, administrative, and information technology. The remainder of the increase is due to an increase in general accounts payable (non-payroll related). Accounts payable to West Virginia University had experienced a decrease from fiscal year 2010 to fiscal year 2011 relating to the retention of payments due to the University for facilities, administrative and information technology commitments.

The Corporation's current assets of $46.7 million were sufficient to cover current liabilities of $32.3 million indicating that the Corporation has sufficient available resources to meet its current obligations.

The following is a comparative illustration of net assets.

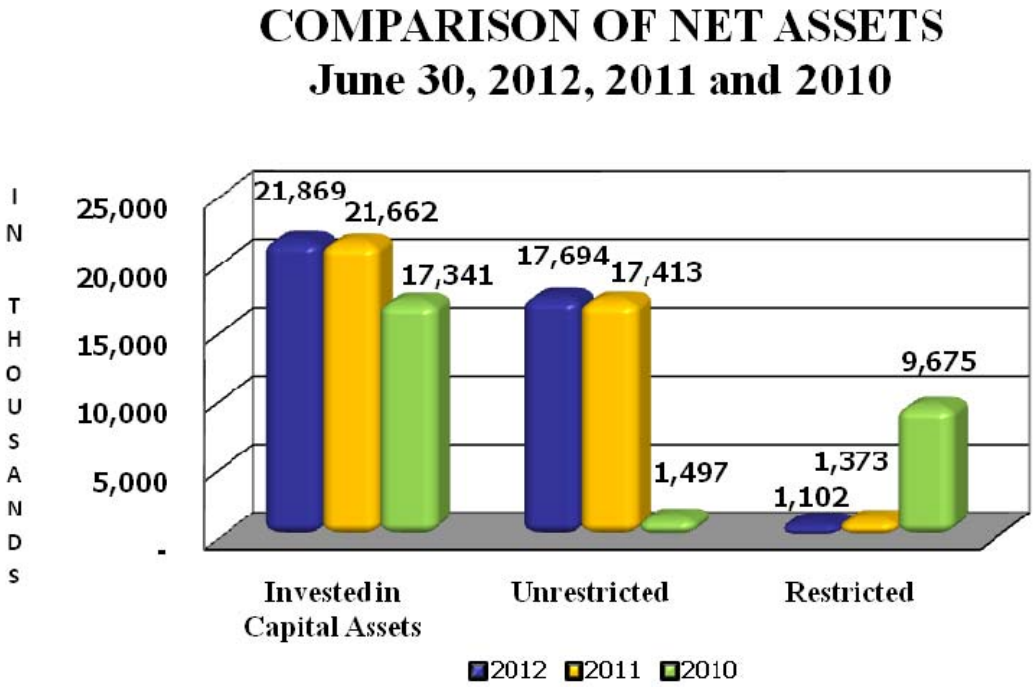

Invested in capital assets, net increased by $207,000 from the prior year. This increase is primarily due to the completion of the NASA roof replacement and cooling tower as well as the Biomedical Research Center. This category had experienced higher increase of $4.3 million from fiscal year 2010 to fiscal year 2011 due to a property acquisition an increase in construction-in-progress.

Unrestricted net assets increased by $281,000 due an increase in the central dean's overhead fund for facility and administrative cost recoveries on sponsored awards. This category had experienced a large increase from fiscal year 2010 to fiscal year 2011 due to an increase in departmental dean's overhead funds.

No significant change was noted in restricted net assets in the current fiscal year as well as from fiscal year 2010 to fiscal year 2011.

Revenues, Expenses and Changes in Net Assets

The statements of revenues, expenses and changes in net assets present the operating revenues, operating expenses, nonoperating revenues and expenses and other revenues, expenses, gains, or losses of the Corporation. The utilization of capital assets is reflected in the financial statements as depreciation, which amortizes the cost of an asset over its expected useful life.

Condensed Combined Schedules of Revenues, Expenses and Changes in Net Assets (in thousands)

	Years Ended June 30		
	2012	**2011**	**2010**
Operating Revenues	$ 124,722	$ 136,111	$ 120,645
Operating Expenses	118,961	119,606	124,684
Operating Income (Loss)	5,761	16,505	(4,039)
Net Nonoperating Revenues	241	737	1,155
Income (Loss) before Other Revenues, Expenses, Gains, or Losses	6,002	17,242	(2,884)
Capital Grants and Gifts	658	10,181	11,276
Capital Grants (Federal)	698	1,678	414
Transfer of Assets to the University	(7,141)	(17,166)	(14,101)
Increase (Decrease) in Net Assets	217	11,935	(5,295)
Net Assets at Beginning of Year	40,448	28,513	33,808
Net Assets at End of Year	$ 40,665	$ 40,448	$ 28,513

Revenues:
The following charts illustrate the composition of revenues by source for 2012 and 2011.

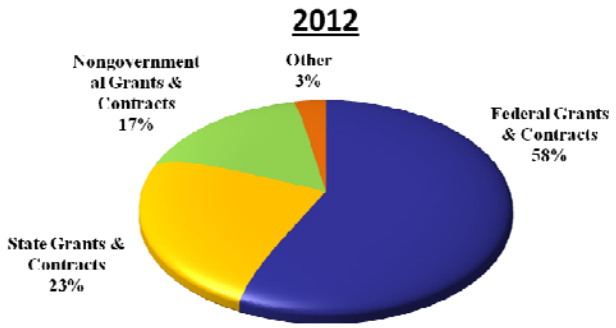

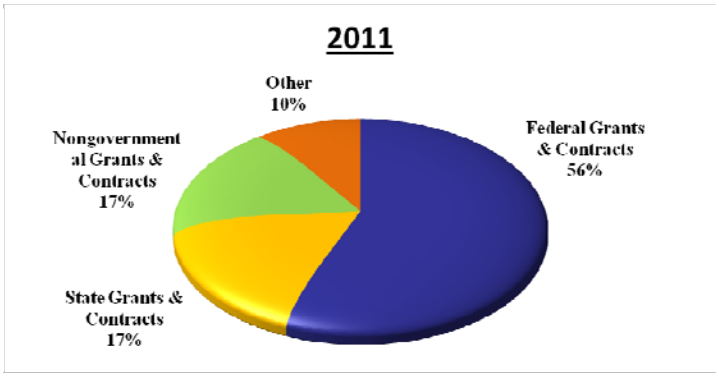

Total revenues for fiscal year 2012 were $126.3 million, a decrease of $22.4 million compared to the previous year. The decrease in total revenues can be primarily attributed to decreased revenues from federal, non-governmental, and capital/capital federal grants and contracts. This decrease was offset by an increase in state grants and contracts. Total revenues for fiscal year 2010 to fiscal year 2011 had increased $15.2 million due to an increase in federal, state, and nongovernmental grants and contracts.

- Federal grants and contracts revenue decreased by $11.2 million. This decrease can be attributed to a reduction in American Recovery & Reinvestment Act of 2009 (ARRA) sponsored awards as well as a decrease in existing federal grants and contracts. This decrease was offset by new federal awards received in fiscal year 2012 totaling $10.4 million. This category had experienced an increase of $12.4 million in fiscal year 2011 due to a large increase in new federal awards.

- Non-governmental grants and contracts decreased by $4.5 million due to a reduction in revenue from American Recovery & Reinvestment Act of 2009 (ARRA) sponsored awards and existing non-governmental awards. New awards received in fiscal year 2012 offset the decrease by $4.7 million. Non-governmental grants and contracts experienced an increase from fiscal year 2010 to fiscal year 2011 of $1.6 million.

- Capital/capital federal grants and contracts experienced a decrease of $10.5 million. No new capital awards were received by the Corporation in FY 2012 in addition to a decrease in revenue for existing awards. Capital grants and contracts showed a decrease from fiscal year 2010 to fiscal year 2011 of $169,000.

- State grants and contracts revenue increased by $4.1 million. This increase can attributed to an increase in new State awards of $9 million while existing awards showed a reduction of $5.4 million. This category showed an increase from fiscal year 2010 to fiscal year 2011 of $1.6 million.

Expenses:
The following is a graphic comparison of total expenses by category between 2012 and 2011.

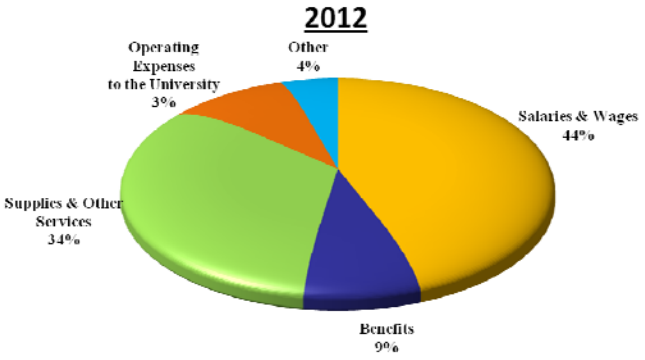

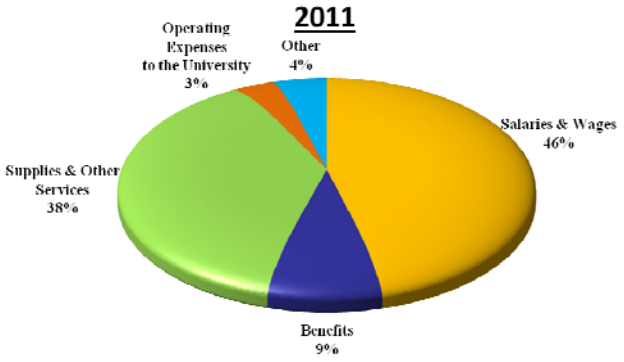

Total expenses for the fiscal year 2012 decreased by $645,000 to $119 million. This slight decrease is primarily due to a decrease in supplies and other services as well as salaries and wages. This decrease was offset by an increase to net operating expenses to the University. An increase in total expenses was noted in supplies and other services, as well as salaries and wages from fiscal year 2010 to fiscal year 2011.

- Supplies and other services decreased by $5.0 million primarily due to a decrease in transactions related to the acquisition of the Augusta property on behalf of WVU. Expenses in support of the following grants also showed substantial reductions: NASA IV & V Operations, INBRE Base 2010-11, and Space Grant 2005-2010. Increased payments for F&P Reality Company, CERC 48% F&A, and Healthy Families Healthy Children, offset the decrease. A slight decrease was also noted in the allowance for uncollectible grants. This category experienced an increase of $3.5 million from fiscal year 2010 to fiscal year 2011.

- Salaries and wages decreased by $2.6 million from the prior year primarily due to reduced employee activity on the following closed awards: URS Letter Subcontract, JAN Core, and Energy Express Americorp 2010. An

increase of $1.4 million was noted in salaries and wages from fiscal year 2010 to fiscal year 2011 primarily due to a merit raise available to Corporation employees.

- Net operating expenditures to the University increased by $7.0 million compared to the prior year. This net increase is partially represented in the dean's overhead fund transfer to the University as well as a transfer of dean's overhead funds from Eberly College to the University in support of improvements made to White Hall. Also adding to this fiscal year 2012 increase is a decline in revenue due to the Corporation from the University. This category experienced a decrease from fiscal year 2010 to fiscal year 2011 due to liquidation of facility, administrative and information technology support due to the University.

Cash Flows

The statements of cash flows provide information about the cash receipts, cash payments, and net change in cash resulting from the operating, investing, and financing (capital and noncapital) activities of the Corporation during the year. This statement helps users assess the Corporation's ability to generate net cash flows, its ability to meet obligations as they come due, and any potential need for external financing.

The statement of cash flows is divided into five sections:

Cash flows from operating activities. This section shows the net cash provided by the operating activities of the Corporation.

Cash flows from noncapital financing activities. This section reflects the cash received and paid for nonoperating, noninvesting, and noncapital financing purposes.

Cash flows from capital financing activities. This section includes cash used for the acquisition and construction of capital and related items.

Cash flows from investing activities. This section shows the purchases, proceeds, and interest received from investing activities.

Reconciliation of operating income to net cash provided by operating activities. This section provides a schedule that reconciles the accrual-based operating income (loss) and net cash provided by operating activities.

Condensed Combined Schedules of Cash Flows (in thousands)

	Years Ended June 30		
	2012	**2011**	**2010**
Cash Provided (Used) By:			
Operating Activities	$ 8,097	$ 5,860	$ (4,359)
Noncapital Financing Activities	1,008	68	321
Capital Financing Activities	(8,148)	(11,722)	(9,474)
Investing Activities	2,546	12,691	3,720
Increase (Decrease) in Cash and Cash Equivalents	3,503	6,897	(9,792)
Cash and Cash Equivalents, Beginning of Year	20,082	13,185	22,977
Cash and Cash Equivalents, End of Year	$ 23,585	$ 20,082	$ 13,185

Total cash and cash equivalents increased by $3.5 million during fiscal year 2012 to $23.5 million.

- Net cash provided by operating activities increased by $2.2 million primarily due to decreases in outflows for payments made to suppliers and employees as well as payments to the University. In fiscal year 2012, inflows from grants and contracts declined by $9.4 million. An increase of $10.2 million was noted in cash flows provided by operating activities from fiscal year 2010 to fiscal year 2011.

- Net cash provided by noncapital financing activities experienced a slight increase of $940,000 due to an increase in expenses that are reimbursed by the WVU Foundation. No significant change was noted from fiscal year 2010 to fiscal year 2011.

- Net cash from capital financing activities changed by $3.6 million primarily due to a decrease in outflows for purchases of capital assets as well as a decrease in inflows for capital grants. An increase of $2.2 million was noted in this category from fiscal year 2010 to fiscal year 2011 due to an increase in outflows from capital assets and principal/interest paid on capital debt.

- Net cash provided by investing activities decreased by $10.1 million primarily due to a reduced inflow for the liquidation and redemption of investments. This category experienced an inflow of $9.0 million from fiscal year 2010 to fiscal year 2011 due to the redemption of matured auction rate certificates (ARC's) and the liquidation of investments entrusted with the WVU Foundation.

Capital Asset and Long Term Debt Activity

During fiscal year 2006, the Board of Directors of the Corporation had approved a borrowing plan by the Corporation of up to $24.4 million to finance certain improvements at the HSC including financing the construction of the Biomedical Research Building, and the HSC Learning Center and Library Addition. The Corporation has entered into construction loan and pledge agreements with the West Virginia Housing Development Fund, the West Virginia Economic Development Authority, and the West Virginia Infrastructure and Jobs Development Council to finance such projects. All amounts from the respective State agencies had been drawn down and are recorded as notes payable in fiscal year 2009. Refer to the notes to the financial statements for more information.

The Corporation transferred assets to the University in the amount of $7.1 million. The transfer of assets to the University included the transfer of construction-in-progress related to the NASA IV&V and Biomedical Research facility in the amount of $670,000, equipment in the amount of $6.0 million, and $550,000 for the Augusta property. The amount transferred in fiscal year 2011 was $17.2 million ($7.0 million of construction-in-progress and $10.2 million of equipment). There have been no significant changes in credit ratings or debt limitations that may affect future financing for the Corporation. Refer to the notes to the financial statements for more information.

Economic Outlook

Research is an integral part of the University's mission and the Corporation facilitates this mission through its role as fiscal agent for sponsored projects. The corporation also uses it unique status to maximize the effectiveness of both the technology transfer and economic development.

Federally funded research programs represent an important component of the Corporations' funding base (and the University's mission). Unfortunately, as federal deficits have increased federal research funding has been relatively stagnant and increasingly competitive. The timing of the economic downturn could not have been worse for the State and the University as it coincided with the loss of seniority and key committee leadership for the state in both the US House and Senate. Recent federal funding activity reflects this change in terms of the loss of Congressionally-directed (ear-mark) funding as well as the end of one time ARRA stimulus funding. The University has been taking actions to strengthen the competitiveness of its faculty for grants through a combination of faculty training programs and proposal

development assistance and will rely on the Corporation's infrastructure to support that endeavor. At the same time the University has also refocused to align research investments to match federal agency priorities and opportunities more closely. This is shift is reflected recent and planned hires to increase our competitiveness in areas such as Shale Gas Utilization, Water Stewardship, Health Disparity Solutions, STEM Education and Outreach, and Radio Astronomy. As fiscal agent for these programs, the Corporation will play a key role in ensuring the success of this strategy.

A few indicators of that success have been seen to date and include a $6.5 million NSF funded international radio astronomy research program to study gravitational waves and a $3.2 million NSF funded program to recruit, retain, and promote women in the STEM disciplines. Both of these programs were among the select few to garner awards through a nationally competitive process. The greatest success thus far for this strategy; however, was the August 2012 grant award of $19.6 million from the NIH to the WVU for the development of a clinical translation research center to address the major health issues of our regional population. This grant encompasses both the Health Sciences Center and the General University Campus and has attracted an additional $33 million of cost sharing funds from other leading health care and health sciences entities from across the state.

Moving forward, however, it is clear that the University (through the Corporation) will need to expand its base of funding for the research enterprise. This will require the development of greater emphasis on sources beyond the federal government such as private foundations, corporations, and collaborations with industry.

As such, the Corporation continues to expand its business incubator program to nurture start-up companies. Located in the Chestnut Ridge Research Building, the Corporation's incubator provides business services such as business plan development, marketing, finance and information technology assistance to the start-up companies. Initially funded through the Benedum Foundation, the Corporation's incubator continues to actively assist these companies and provide a positive economic impact for the region. This program, combined with the Corporation's Technology Transfer office, which generated approximately $130,000 in licensing and royalty revenues in FY 2012, will leverage partnerships between the public and private sectors and help form a foundation for future revenue sources.

Given the economic outlook at the Federal and state levels, the University and, in turn, the Corporation will be challenged to develop and implement innovative strategies to secure and maintain external funding. The Corporation will play a critical role in that process and will help position the University maintain its competitive position in the higher education marketplace.

WEST VIRGINIA UNIVERSITY RESEARCH CORPORATION

COMBINED STATEMENTS OF NET ASSETS
AS OF JUNE 30, 2012 AND 2011
(Dollars in Thousands)

	2012	2011
ASSETS		
Current Assets:		
Cash and cash equivalents	$ 23,585	$ 20,082
Accounts receivable, net of allowances for doubtful accounts of $907 and $487	21,943	27,168
Due from the Commission	856	581
Prepaid expenses	286	234
Total current assets	46,670	48,065
Noncurrent Assets:		
Investments	9,680	11,916
Capital assets, net	45,203	46,261
Total noncurrent assets	54,883	58,177
TOTAL ASSETS	$ 101,553	$ 106,242
LIABILITIES		
Current Liabilities:		
Accounts payable	$ 4,737	$ 4,186
Accounts payable - West Virginia University, current portion	9,193	9,452
Accrued liabilities	7	1
Accrued payroll	2,731	2,888
Deferred revenue	14,090	18,466
Compensated absences	241	212
Notes payable, current portion	1,310	1,252
Total current liabilities	32,309	36,457
Noncurrent Liabilities:		
Notes payable	22,040	23,351
Accounts payable - West Virginia University	6,539	5,986
Total noncurrent liabilities	28,579	29,337
TOTAL LIABILITIES	$ 60,888	$ 65,794
NET ASSETS		
Invested in capital assets, net of related debt	$ 21,869	$ 21,662
Restricted for debt service (expendable)	1,375	1,373
Unrestricted	17,421	17,413
TOTAL NET ASSETS	$ 40,665	$ 40,448

See notes to financial statements.

WEST VIRGINIA UNIVERSITY RESEARCH CORPORATION

COMBINED STATEMENTS OF REVENUES, EXPENSES, AND CHANGES IN NET ASSETS
FOR THE YEARS ENDED JUNE 30, 2012 AND 2011
(Dollars in Thousands)

	2012	2011
OPERATING REVENUES		
Federal grants and contracts	$ 73,403	$ 84,594
State grants and contracts	30,022	25,890
Local grants and contracts	229	262
Nongovernmental grants and contracts	20,294	24,777
Sales and services of educational departments	567	378
Other operating revenues	207	210
Total operating revenues	124,722	136,111
OPERATING EXPENSES		
Salaries and wages	52,578	55,218
Benefits	10,489	10,648
Scholarships and fellowships	2,279	2,167
Utilities	992	1,077
Supplies and other services	40,514	45,492
Depreciation	1,091	986
Net operating expenses to the University	10,966	3,984
Other operating expenses	52	34
Total operating expenses	118,961	119,606
OPERATING INCOME	5,761	16,505
NONOPERATING REVENUES (EXPENSES)		
Gifts	1,008	68
Investment income (including unrealized (loss) gain of ($185) and $945)	310	1,771
Interest on capital asset-related debt	(1,077)	(1,102)
Net nonoperating revenues	241	737
INCOME BEFORE OTHER REVENUES, EXPENSES, GAINS, OR LOSSES	6,002	17,242
Capital grants and gifts	658	10,181
Capital grants (federal)	698	1,678
INCREASE IN NET ASSETS BEFORE TRANSFERS	7,358	29,101
TRANSFER OF ASSETS TO THE UNIVERSITY	(7,141)	(17,166)
INCREASE IN NET ASSETS	217	11,935
NET ASSETS--BEGINNING OF YEAR	40,448	28,513
NET ASSETS--END OF YEAR	$ 40,665	$ 40,448

See notes to financial statements.

WEST VIRGINIA UNIVERSITY RESEARCH CORPORATION

COMBINED STATEMENTS OF CASH FLOWS
FOR THE YEARS ENDED JUNE 30, 2012 AND 2011
(Dollars in Thousands)

	2012	2011
CASH FLOWS FROM OPERATING ACTIVITIES		
Grants and contracts	$ 123,526	$ 132,921
Payments to suppliers	(41,740)	(45,307)
Payments to employees of the University and Corporation	(51,355)	(55,101)
Payments for benefits to the University and Corporation	(10,179)	(10,645)
Payments for utilities	(963)	(1,077)
Payments for scholarships and fellowships	(2,212)	(2,176)
Payments of operating expenses to the University	(10,672)	(12,189)
Other receipts (payments)	1,692	(566)
Net cash provided by operating activities	8,097	5,860
CASH FLOWS FROM NONCAPITAL FINANCING ACTIVITIES		
Gifts	1,008	68
Cash provided by noncapital financing activities	1,008	68
CASH FLOWS FROM CAPITAL FINANCING ACTIVITIES		
Capital gifts and grants received	658	10,181
Capital grants - federal received	698	1,678
Purchases of capital assets	(7,175)	(21,457)
Principal paid on capital debt	(1,252)	(1,097)
Interest paid on capital debt	(1,077)	(1,027)
Net cash used in capital financing activities	(8,148)	(11,722)
CASH FLOWS FROM INVESTING ACTIVITIES		
Investment income	495	826
Liquidation and redemption of investments	2,375	11,911
Purchases of investments	(324)	(46)
Net cash provided by investing activities	2,546	12,691
INCREASE IN CASH AND CASH EQUIVALENTS	3,503	6,897
CASH AND CASH EQUIVALENTS - BEGINNING OF YEAR	20,082	13,185
CASH AND CASH EQUIVALENTS - END OF YEAR	$ 23,585	$ 20,082

(continued)

WEST VIRGINIA UNIVERSITY RESEARCH CORPORATION

COMBINED STATEMENTS OF CASH FLOWS (CONTINUED)
FOR THE YEARS ENDED JUNE 30, 2012 AND 2011
(Dollars in Thousands)

	2012	2011
Reconciliation of operating income to net cash provided by operating activities:		
Operating income	$ 5,761	$ 16,505
Adjustments to reconcile operating income to net cash provided by operating activities:		
Depreciation expense	1,091	986
Changes in assets and liabilities:		
Accounts receivable, net	5,225	2,172
Due from the Commission	(276)	42
Prepaid expenses	(52)	(37)
Accounts payable	845	(8,043)
Accrued liabilities	(151)	(51)
Deferred revenue	(4,375)	(5,774)
Compensated absences	29	60
Net cash provided by operating activities	$ 8,097	$ 5,860
Noncash Transactions:		
Unrealized (loss) gain on investments	$ (185)	$ 945
Capital assets transferred to the University	$ 7,141	$ 17,166

See notes to financial statements.

WEST VIRGINIA UNIVERSITY RESEARCH CORPORATION

NOTES TO COMBINED FINANCIAL STATEMENTS
YEARS ENDED JUNE 30, 2012 AND 2011

1. ORGANIZATION

West Virginia University Research Corporation (the "Corporation") is a not-for-profit corporation incorporated in 1986, pursuant to the laws of the State of West Virginia (the "State"). The purpose of the Corporation is to foster and support research at West Virginia University (the "University") and to provide commercial outlets for the research activities of the University faculty, staff and students. With the assistance of the University, the Corporation has been designated by the University to fulfill the role of public institutions to work in partnership with business, industry or government and encourages the acceptance of gifts, grants, contracts and equipment, and the sharing of facilities, equipment and skilled personnel to promote and develop joint, applied research and development, technical assistance and instructional programs in the State. The Corporation receives grants on behalf of the University, some of which are for the construction or acquisition of capital assets. These expenditures are recorded on the Corporation's records and the completed asset is transferred to the University as the beneficiary of the asset. The Corporation exists as an organization separate from the University. West Virginia State code allows the Corporation to employ personnel separate from the University. The Corporation chose to exercise this option effective January 1, 2005. The Corporation maintains a payroll and human resources information system separate from the University. The Corporation first began fulfilling its purpose in 1990.

2. SUMMARY OF SIGNIFICANT ACCOUNTING POLICIES

The combined financial statements of the Corporation have been prepared in accordance with generally accepted accounting principles as prescribed by the Governmental Accounting Standards Board (GASB). The financial statement presentation required by GASB provides a comprehensive, entity-wide perspective of the Corporation's assets, liabilities, net assets, revenues, expenses, changes in net assets and cash flows.

a. *Reporting Entity* – The Corporation is a blended component unit of the University, as the University is the sole member of the non-stock not-for-profit corporation and is combined in the University's financial statements. The University is an operating unit of the West Virginia Higher Education Fund and represents separate funds of the State that are not included in the State's general fund. The University is a separate entity, which, along with all State institutions of higher education, the West Virginia Higher Education Policy Commission (the "Commission") (which includes West Virginia Network for Educational Telecomputing (WVNET)), and the West Virginia Council for Community and Technical College Education form the Higher Education Fund of the State. The Higher Education Fund is considered a component unit of the State, and its financial statements are discretely presented in the State's comprehensive annual financial report.

The accompanying combined financial statements include financial information as of December 31, 2011 and 2010, and for the period from January 1, 2011 through December 31, 2011 for fiscal year 2012 and from October 31, 2010 through December

31, 2010 for fiscal year 2011, of F&P Realty Company (the "Company"), in which the Corporation is the sole stockholder. The Corporation purchased all of the outstanding shares of the Company on October 31, 2010.

b. *Basis of Accounting* – For financial reporting purposes, the Corporation is considered a special-purpose government engaged only in business-type activities. Accordingly, the combined financial statements of the Corporation have been prepared on the accrual basis of accounting with a flow of economic resources measurement focus. Revenues are reported when earned and expenses are reported when materials or services are received.

c. *Cash and Cash Equivalents* – For purposes of the statement of net assets, the Corporation considers all highly liquid investments with an original maturity of three months or less to be cash equivalents.

Cash in bank accounts is invested in daily repurchase agreements or the Certificate of Deposit Account Registry Service (CDARS) program. These investments are highly liquid.

Cash and cash equivalents also include Money Market investments.

d. *Investments* – Investments, other than alternative investments, are presented at fair value, based upon quoted market values. The alternative investments are carried at estimated fair value. These valuations include assumptions and methods that were reviewed by the Corporation's management and are primarily based on quoted market values or other readily determinable market values for underlying investments. The Corporation believes that the carrying amount of its alternative investments is a reasonable estimate of fair value. The majority of the alternative investments have a readily determinable market value. Because certain assets underlying the alternative investments are not readily marketable, and the estimated value is subject to uncertainty, the reported value may differ from the value that would have been used had a ready market existed.

Investments are made in accordance with and subject to the provisions of the Uniform Prudent Investor Act codified as article six-C, chapter forty-four of the West Virginia Code.

e. *Allowance for Doubtful Accounts* – It is the Corporation's policy to provide for future losses on uncollectible contracts and grants receivable based on an evaluation of the underlying contract and grant balances, the historical collectibility experienced by the Corporation on such balances and such other factors which, in the Corporation's judgment, require consideration in estimating doubtful accounts.

f. *Noncurrent Cash, Cash Equivalents and Investments* – Investments held for more than one year and not used for current operations are classified as a noncurrent asset.

g. *Capital Assets* – Capital assets include property and plant. Capital assets are stated at cost at the date of acquisition or construction, or fair market value at the date of donation in the case of gifts. Depreciation is computed using the straight-line method over the estimated useful lives of the assets, generally 50 years for buildings. The accompanying combined financial statements reflect all adjustments required by GASB.

h. *Deferred Revenue* – Revenues for programs or activities to be conducted primarily in the next fiscal year are classified as deferred revenue, including advance payments on sponsored awards.

i. *Compensated Absences* – The Corporation accounts for compensated absences in accordance with the provisions of GASB. This statement requires entities to accrue for employees' rights to receive compensation for vacation leave or payments in lieu of accrued vacation or sick leave as such benefits are earned and payment becomes probable.

The Corporation's full-time employees earn up to 2 days paid time off for each month of service and are entitled to compensation for accumulated, unpaid leave upon termination.

The expense incurred for paid time off is recorded as a component of benefits expense on the statement of revenues, expenses, and changes in net assets.

j. *Noncurrent Liabilities* – Noncurrent liabilities include liabilities that will not be paid within the next fiscal year, including certain amounts due to the University for research cost recovery.

k. *Net Assets* – GASB establishes standards for external financial reporting for public colleges and universities and requires that financial statements be presented on a basis to focus on the Corporation as a whole. Net assets are classified into four categories according to external donor restrictions or availability of assets for satisfaction of Corporation obligations. The Corporation's net assets are classified as follows:

Invested in capital assets, net of related debt: This represents the Corporation's total investment in capital assets, net of accumulated depreciation and outstanding debt obligations related to those capital assets. To the extent debt has been incurred but not yet expended for capital assets, such amounts are not included as a component of invested in capital assets, net of related debt.

Restricted net assets – expendable: This includes resources which the Corporation is legally or contractually obligated to spend in accordance with restrictions imposed by external third parties.

Restricted net assets – nonexpendable: This includes endowment and similar type funds which donors or other outside sources have stipulated, as a condition of the gift instrument, that the principal is to be maintained inviolate and in perpetuity, and invested for the purpose of producing present and future income, which may either be expended or added to principal. The Corporation did not have any restricted nonexpendable net assets as of June 30, 2012 and 2011.

Unrestricted net assets: Unrestricted net assets include resources that are not subject to externally imposed stipulations. Such resources are derived from investment income and sales and services of educational activities. Unrestricted net assets are used for transactions related to the educational and general operations of the Corporation and may be designated for specific purposes by action of the Board of Directors.

l. *Classification of Revenues:* The Corporation has classified its revenues according to the following criteria:

Operating Revenues: Operating revenues include activities that have the characteristics of exchange transactions, such as (1) most federal, state, local and nongovernmental grants and contracts, and (2) sales and services of educational activities.

Nonoperating Revenues: Nonoperating revenues include activities that have the characteristics of non-exchange transactions, such as gifts and contributions, and other revenues that are defined as nonoperating revenues by GASB, such as investment income.

Other Revenues: Other revenues primarily consist of capital grants and gifts.

m. *Use of Restricted Net Assets* – The Corporation has adopted a formal policy regarding whether to first apply restricted or unrestricted resources when an expense is incurred for purposes for which both restricted and unrestricted net assets are available. The Corporation attempts to utilize restricted net assets first when practicable. The Corporation did not have any designated net assets as of June 30, 2012 or 2011.

n. *Government Grants and Contracts* – Government grants and contracts normally provide for the recovery of direct and indirect costs, subject to audit. The Corporation recognizes revenue associated with direct costs as the related costs are incurred. Recovery of related indirect costs is generally recorded at fixed rates negotiated for a period of one to three years.

o. *Income Taxes* – The Corporation has received from the Internal Revenue Service an exemption from taxation under Section 501 (c) (3) of the Internal Revenue Code as an entity organized for educational, research and economic development purposes.

p. *Cash Flows* – Any cash and cash equivalents escrowed, restricted for noncurrent assets, or in funded reserves are included as cash and cash equivalents for the purpose of the statement of cash flows.

q. *Risk Management* – The State's Board of Risk and Insurance Management (BRIM) provides general liability, property and auto insurance coverage to the Corporation. Such coverage is provided to the Corporation through a self-insurance program maintained by BRIM for general liability and auto insurance coverage. BRIM maintains a self-insurance program to pay the first $1,000,000 of each property insurance claim and purchases excess property insurance from commercial insurance market to cover individual claims that exceed $1,000,000. BRIM self-insurance programs may involve experience and exposure related premiums.

BRIM engages an independent actuary to assist in the determination of its premiums so as to minimize the likelihood of future premium adjustments to the Corporation or other participants in BRIM's insurance programs. As a result, management does not expect significant differences between the premiums the Corporation is currently charged by BRIM and the ultimate cost of that insurance based on the Corporation's actual loss experience. In the event such differences arise between estimated premiums currently charged by BRIM to the Corporation and the Corporation's ultimate actual loss experience, the difference will be recorded, as the change in estimate becomes known.

r. *Use of Estimates* – The preparation of financial statements in conformity with accounting principles generally accepted in the United States of America requires management to make estimates and assumptions that affect the reported amounts of assets and liabilities and disclosure of contingent assets and liabilities at the date of the financial statements and the reported amounts of revenues and expenses during the reporting period. Actual results could differ from those estimates.

s. *Risks and Uncertainties* – The Corporation utilizes various investment instruments that are exposed to risks, such as interest rate, credit, and overall market volatility. Due to the level of risk associated with certain investment securities, it is reasonably possible that changes in the fair values of investment securities will occur in the near term and that such changes could materially affect the amounts reported in the financial statements and accompanying notes.

t. *Newly Adopted Statements Issued by the GASB* – During fiscal year 2012, the Corporation adopted GASB Statement No. 60, *Accounting and Financial Reporting for Service Concession Arrangements*. This statement addresses how to account for and report service concession arrangements (SCAs) by establishing recognition, measurement, and disclosure requirements for SCAs for both tranferors and governmental operators. The adoption of this statement did not have a material impact on the financial statements.

The Corporation also adopted Statement No. 61, *The Financial Reporting Entity: Omnibus – an amendment of GASB Statements No. 14 and No. 34*. This statement improves financial reporting for a governmental financial reporting entity by improving guidance for including, presenting, and disclosing information about component units and equity interest transactions of the entity. The adoption of this statement did not have a material impact on the financial statements.

The Corporation also adopted Statement No. 62, *Codification of Accounting and Financial Reporting Guidance Contained in Pre-November 30, 1989 FASB and AICPA Pronouncements*. The objective of this statement is to incorporate into the GASB's authoritative literature certain accounting and financial reporting guidance included in the FASB and ACIPA pronouncements issued on or before November 30, 1989. This statement will improve financial reporting by contribution to the GASB's efforts to codify all sources of generally accepted accounting principles for state and local governments so that they derive from a single source. The adoption of this statement did not have a material impact on the financial statements.

The Corporation also adopted GASB Statement No. 64, *Derivative Instruments: Application of Hedge Accounting Termination Provisions*. The objective of this statement is to improve financial reporting by clarifying whether an effective hedging relationship continues after the replacement of a swap counterparty or a swap counterparty's credit support provider. The adoption of this statement did not have a material impact on the financial statements.

u. *Recent Statements Issued by the Governmental Accounting Standards Board* – The Governmental Accounting Standards Board has issued Statement No. 63, *Financial Reporting of Deferred Outflows of Resources, Deferred Inflows of Resources, and Net Position*, effective for fiscal years beginning after December 15, 2011. The objective of this statement is to provide guidance for reporting deferred outflows of resources, deferred inflows of resources, and net position in the statement of financial position and

related disclosures. The Corporation has not yet determined the effect that the adoption of GASB Statement No. 63 may have on its financial statements.

The GASB has also issued Statement No. 65, *Items Previously Reported as Assets and Liabilities*, effective for fiscal years beginning after December 15, 2012. This statement establishes accounting and financial reporting standards that reclassify, as deferred outflows of resources or deferred inflows of resources, certain items that were previously reported as assets and liabilities and recognizes, as outflows of resources or inflows of resources, certain items that were previously reported as assets and liabilities. The Corporation has not yet determined the effect that the adoption of GASB Statement No. 65 may have on its financial statements.

The GASB has also issued Statement No. 66, *Technical Corrections — 2012: An Amendment of GASB Statements No. 10 and No. 64*, effective for fiscal years beginning after December 15, 2012. This statement improves accounting and financial reporting for a governmental financial reporting entity by resolving conflicting guidance that resulted from the issuance of GASB Statement No. 54, *Fund Balance Reporting and Governmental Fund Type Definitions*, and GASB Statement No. 62, *Codification of Accounting and Financial Reporting Guidance Contained in Pre-November, 1989 FASB and AICPA Pronouncements*. The Corporation has not yet determined the effect that the adoption of GASB Statement No. 66 may have on its financial statements.

The GASB has also issued Statement No. 68, *Accounting and Financial Reporting for Pensions*, effective for fiscal years beginning after June 15, 2014. This statement enhances the information provided in the financial statements regarding the effects of pension-related transactions, the pension obligations of the entity, and the resources available to satisfy those obligations. The Corporation has not yet determined the effect that the adoption of GASB Statement No. 68 may have on its financial statements.

3. CASH AND CASH EQUIVALENTS

Cash in Bank. The carrying amount of cash in bank at June 30, 2012 and 2011 was $23.6 million and $20.1 million, respectively, as compared with bank balances of $24.5 million and $19.7 million, respectively. The difference was primarily caused by items in transit and outstanding checks. Interest bearing accounts are insured by the Federal Deposit Insurance Corporation (FDIC) up to $250,000. Non-interest bearing accounts are 100% insured through December 31, 2012. Sweep accounts tied to the bank accounts are collateralized with the bank through a Repurchase Agreement in the name of the Corporation.

Cash in Money Market. The underlying securities for the Money Market funds are U.S. Government securities.

4. INVESTMENTS

The Corporation had the following investments as of June 30 (dollars in thousands):

2012 Investment Type	Level 1	Level 2	Level 3	Fair Value
Mutual Bond Funds:				
Brandywine Global Fixed Income	$ 110	$ 848		$ 958
IR&M Core Bond	9	951	$ 5	965
Fidelity Floating Rate High Income	57	562		619
PIMCO Unconstrained Bond Fund	359	230	41	630
Mutual Money Market Funds:				
State Street Cash - SSGA Money Market		147		147
Mutual Stock Funds:				
Van Eck Global Hard Assets	113	12		125
Vanguard MSCI EAFE ETF		563		563
Vanguard MSCI Emerging Markets	93	240		333
Vanguard Total Stock Market ETF	1,797			1,797
Other Investments-Commodity:				
SPDR Gold Shares	259			259
State and Local Government Securities:				
Auction Rate Certificates *		950		950
Other Alternative Investments:				
Arden-Sage Capital International		351	194	545
CFI Multi-Strategy Bond Investors Fund	2	1,787		1,789
	$ 2,799	$ 6,641	$ 240	$ 9,680

2011 Investment Type	Level 1	Level 2	Level 3	Fair Value
Mutual Bond Funds:				
Dodge & Cox Income Fund	$ 46	$ 1,822		$ 1,868
Fidelity Floating Rate High Income	111	487		598
PIMCO Unconstrained Bond Fund	342	219	$ 38	599
Mutual Money Market Funds:				
State Street Cash - SSGA Money Market		231		231
Other Investments-Commodity:				
SPDR Gold Shares	365			365
State and Local Government Securities:				
Auction Rate Certificates *		3,325		3,325
Other Alternative Investments:				
CF Multi-Strategy Bond Investors Fund		1,680		1,680
CF Multi-Strategy Equity Fund		2,684		2,684
Robeco-Sage Capital International	4	319	243	566
	$ 868	$ 10,767	$ 281	$ 11,916

* Investments not held with the WVU Foundation, Incorporated (the "Foundation").

The above noted Fair Value Levels represent the ability to ascertain the valuation of the underlying investments noted. Level 1 represents investments that have a quoted price in the active market. Level 2 represents investments with direct or indirect observable market inputs. Level 3 represents investments with no observable market.

As of June 30, 2012 and 2011, the Corporation's investments held with the Foundation were $8.7 million and $8.6 million, respectively. The Corporation's investments held with the Foundation are governed by an investment policy and an investment agency agreement that determine the permissible investments by category. The holdings include U.S. debt securities, foreign debt securities, commodities and alternative investments. The investment agency agreement outlines the acceptable exposure to each category of investment and generally outlines a liquidity goal. The agreement also states that at no time will illiquid investment assets (defined as those assets that cannot be converted into cash within 90 days) exceed 10% of the Corporation's investments.

Beginning in April 2008, based on guidance from Bond Counsel, authority vested in the Corporation's investment policy and on a cost benefit comparison of available investments, the Corporation began to submit bids to purchase the University's Auction Rate Certificates (ARCs). The University, through its Board, issued ARC debt in 2004. These 2004 ARCs are variable rate debt that reset at auction every 28 days. Starting in December 2007, the market for ARCs and other Auction Rate Securities experienced significant turmoil. To address the ARC market's ability to function, the Securities and Exchange Commission (SEC) issued a letter which allowed issuers and/or their affiliates to bid on such ARCs to allow for a more reasonable interest rate relative to the issuers credit rating. Of the $975,000 of the University's ARCs outstanding at June 30, 2012, the Corporation owned

$950,000, or 97%. Of the $3.4 million of the University's ARCs outstanding at June 30, 2011, the Corporation owned $3.3 million, or 97%. In October 2011 and October 2010, there were redemptions of $2.425 million and $4.2 million, respectively. The final redemption is scheduled in October 2012 for $975,000.

Credit Risk

Credit risk is the risk that an issuer or other counterparty to an investment will not fulfill its obligation.

The investment agency agreement with the Foundation states that each public debt instrument selected for investment shall be subject to proper credit analysis prior to inclusion in the portfolio. Credit ratings were as follows at June 30:

Investment	2012 Rating	2011 Rating
State Street Cash - SSGA Money Market	AAAm	AAAm
CFI Multi-Strategy Bond Investors Fund	A+	AA
Auction Rate Certificates	A+	A+
Dodge and Cox Income Fund	-	AA-
Brandywine Global Fixed Income	BBB+	-
IR&M Core Bond	AA-	-
PIMCO Unconstrained Bond Inst.	AAA	-

The remaining investments have not been rated. These funds are periodically evaluated.

Interest Rate Risk

Interest rate risk is the risk that changes in interest rates will adversely affect the fair value of an investment.

At June 30, 2012, the ARCs and all debt securities in the Corporation's portfolio are subject to interest rate risk. At June 30, 2011, investments subject to interest rate risk include the following:

2011

Fidelity Floating Rate High Income
Dodge & Cox Income Fund
State Street Cash - SSGA Money Market
Auction Rate Certificates
CFI Multi-Strategy Bond Investors Fund

Interest rate risk is managed by limiting the time period or duration of the specific investment.

Concentration of Credit Risk

Concentration of credit risk is the risk of loss attributed to the magnitude of investment in a single issuer.

At June 30, 2012 and 2011, more than 5% of the Corporation's investments were in the Auction Rate Certificates.

Custodial Credit Risk

The custodial credit risk for investments is the risk that, in the event of the failure of the counterparty to a transaction, the agency will not be able to recover the value of investment or collateral securities that are in the possession of an outside party.

For the Corporation's investments at both June 30, 2012 and June 30, 2011, there was custodial credit risk related to SPDR Gold Shares, which are uninsured and registered in State Street's name.

Foreign Currency Risk

Foreign currency risk is the risk that changes in exchange rates will adversely affect the fair value of an investment or a deposit.

Investments in the Corporation's portfolio subject to foreign currency risk at June 30, 2012 include 50.21% of the Brandywine Global Income Fund, .02% of the PIMCO Unconstrained Bond Fund, 100% of the Vanguard MSCI EAFE ETF, and 100% of the Vanguard MSCI Emerging Markets. These investments represent 25.66% of the total investments.

For the Corporation's investments at June 30, 2011, 0.10% of the Fidelity Floating Rate High Income and 0.35% of the PIMCO Unconstrained Bond Fund were denominated in foreign currency. These investments represented 0.02% of the total investments.

5. CAPITAL ASSETS

Balances and changes in capital assets were as follows June 30 (dollars in thousands):

2012	Beginning Balance	Additions	Reductions	Ending Balance
Capital assets not being depreciated:				
Land	$ 2,335	$ -	$ -	$ 2,335
Construction in progress	242	1,781	(1,781)	242
Total capital assets not being depreciated	$ 2,577	$ 1,781	$ (1,781)	$ 2,577
Other capital assets:				
Buildings	$ 52,804	$ 583	$ (550)	$ 52,837
Equipment	-	4,842	(4,842)	-
Total other capital assets	52,804	5,425	(5,392)	52,837
Less accumulated depreciation for:				
Buildings	(9,120)	(1,091)	-	(10,211)
Total accumulated depreciation	(9,120)	(1,091)	-	(10,211)
Other capital assets, net	$ 43,684	$ 4,334	$ (5,392)	$ 42,626
Capital Assets Summary:				
Capital assets not being depreciated	$ 2,577	$ 1,781	$ (1,781)	$ 2,577
Other capital assets	52,804	5,425	(5,392)	52,837
Total cost of capital assets	55,381	7,206	(7,173)	55,414
Less accumulated depreciation	(9,120)	(1,091)	-	(10,211)
Capital assets, net	$ 46,261	$ 6,115	$ (7,173)	$ 45,203

2011	Beginning Balance	Additions	Reductions	Ending Balance
Capital assets not being depreciated:				
Land	$ 705	$ 1,630	$ -	$ 2,335
Construction in progress	22,477	8,386	(30,621)	242
Total capital assets not being depreciated	$ 23,182	$ 10,016	$ (30,621)	$ 2,577
Other capital assets:				
Buildings	$ 28,244	$ 24,560	$ -	$ 52,804
Equipment	-	10,148	(10,148)	-
Intangible Assets	-	125	(125)	-
Total other capital assets	28,244	34,833	(10,273)	52,804
Less accumulated depreciation for:				
Buildings	(8,134)	(986)	-	(9,120)
Total accumulated depreciation	$ (8,134)	$ (986)	$ -	$ (9,120)
Capital Assets Summary:				
Capital assets not being depreciated	$ 23,182	$ 10,016	$ (30,621)	$ 2,577
Other capital assets	28,244	34,833	(10,273)	52,804
Total cost of capital assets	51,426	44,849	(40,894)	55,381
Less accumulated depreciation	(8,134)	(986)	-	(9,120)
Capital assets, net	$ 43,292	$ 43,863	$ (40,894)	$ 46,261

The Corporation capitalized interest on borrowings, net of interest earned on related debt, of approximately $0 and $1,000 during fiscal years 2012 and 2011, respectively.

6. LONG-TERM LIABILITIES

Balances and changes in long-term liabilities were as follows at June 30 (dollars in thousands):

2012	Beginning Balance	Additions	Reductions	Ending Balance	Due within One Year
Notes payable	$ 24,603	$ -	$ (1,253)	$ 23,350	$ 1,310
Accounts payable - West Virginia University	15,438	6,689	(6,395)	15,732	9,193
Total long-term liabilities	$ 40,041	$ 6,689	$ (7,648)	$ 39,082	

2011	Beginning Balance	Additions	Reductions	Ending Balance	Due within One Year
Notes payable	$ 25,624	$ -	$ (1,021)	$ 24,603	$ 1,252
Accounts payable - West Virginia University	23,670	-	(8,232)	15,438	9,452
Other noncurrent liabilities	112	-	(112)	-	
Total long-term liabilities	$ 49,406	$ -	$ (9,365)	$ 40,041	

7. NOTES PAYABLE

On September 7, 2005, the Board of Directors of the Corporation approved a borrowing plan by the Corporation of up to $24.4 million to finance certain improvements at the University's Health Sciences Center (HSC). The West Virginia University Board of Governors approved the Corporation entering into such transaction. The Corporation entered into construction loan agreements with the West Virginia Housing Development Fund (WVHDF), the West Virginia Economic Development Authority (WVEDA), and the West Virginia Infrastructure and Jobs Development Council (IJDC).

WVHDF loan. WVHDF made a construction and term loan in the principal amount of $6.0 million for the purpose of financing the construction of the Biomedical Research building and the HSC Learning Center and Library addition, and renovations to the existing HSC laboratories. The principal balance of the WVHDF loan bears interest at a fixed rate of 5.11% per annum. The rate is calculated on the basis of a 360-day year on amounts advanced. The note is due 240 months from the closing date of October 24, 2005.

A note modification agreement dated April 26, 2007 allowed the Corporation to accrue quarterly interest for the period beginning April 1, 2007 through January 31, 2009 and to add it to the principal amount of the loan. On February 1, 2009, such accrued interest is amortized and paid over the remaining term of the loan. Total remaining to be paid, at June 30, 2012 and June 30, 2011, was $5.6 million and $5.9 million, respectively.

The loan is pledged by facilities and administrative revenues received by the Corporation under any grants, contracts, and other agreements on behalf of the HSC as follows:

1) 30% of the total HSC facilities and administrative revenues, up to a total of $6.8 million ("threshold amount") received by the Corporation in any single fiscal year.

2) 70% of the total HSC facilities and administrative revenues above the threshold amount received by the Corporation in such fiscal year.

WVEDA loan. WVEDA made a construction and term loan in the principal amount of $9.0 million for the purpose of financing a portion of the Blanchette Rockefeller Neurosciences Institute building. The principal balance of the WVEDA loan bears interest at a fixed rate of 5.51% per annum. The note is due 240 months from the closing date of October 24, 2005.

Interest on the loan accrued but payment was deferred for the first 36 months of the loan. On October 1, 2009, such accrued interest is amortized and paid over the remaining term of the loan. Total remaining to be paid, at June 30, 2012 and June 30, 2011, was $8.8 million and $9.3 million, respectively.

The loan is pledged by facilities and administrative revenues received by the Corporation under any grants, contracts, and other agreements on behalf of the HSC as follows:

1) 30% of the total HSC facilities and administrative revenues, up to a total of $6.8 million ("threshold amount") received by the Corporation in any single fiscal year.

2) 70% of the total HSC facilities and administrative revenues above the threshold amount received by the Corporation in such fiscal year.

IJDC loan. IJDC made a construction and term loan in the principal amount of $9.4 million for the purpose of financing a portion of the construction of certain improvements to the Blanchette Rockefeller Neurosciences Institute building and the Biomedical Research building. During fiscal year 2009, the Corporation drew down the entire $9.4 million which is recorded as a note payable.

The proceeds of the IJDC loan were disbursed on a draw basis as construction progressed. The principal balance of the IJDC loan bears interest at a fixed rate of 3% per annum. The interest rate applicable to $3.0 million in principal for the balance of the term of the loan will be based on the satisfaction of certain employment criteria. The note is due 240 months from the closing date of October 24, 2005.

Interest on the loan accrued but payment was deferred for five years from the date of closing. On October 24, 2010, such accrued interest is amortized and paid over the remaining term of the loan. Total remaining to be paid, at June 30, 2012 and June 30, 2011, was $8.9 million and $9.5 million, respectively.

The loan is pledged by facilities and administrative revenues received by the Corporation under any grants, contracts, and other agreements on behalf of the HSC as follows:

1) 30% of the total HSC facilities and administrative revenues, up to a total of $6.8 million ("threshold amount") received by the Corporation in any single fiscal year.

2) 70% of the total HSC facilities and administrative revenues above the threshold amount received by the Corporation in such fiscal year.

Total principal and interest payments remaining to be paid at June 30, 2012 and June 30, 2011 were approximately $31.1 million and $33.5 million, respectively. Total facilities and administrative revenues earned by the HSC during fiscal years 2012 and 2011 were $8.0 million and $9.2 million, respectively. Total pledged revenue as of June 30, 2012 and June 30, 2011 was $2.8 million and $3.7 million, respectively.

The scheduled maturities of the notes payable are as follows (dollars in thousands):

Fiscal Year	WVHDF Loan		WVEDA Loan		WVIJDC Loan		Total
Ending June 30,	Principal	Interest	Principal	Interest	Principal	Interest	Principal
2013	$ 292	$ 278	$ 461	$ 476	$ 556	$ 264	$ 1,310
2014	308	263	488	450	573	247	1,368
2015	324	247	515	423	591	229	1,430
2016	341	230	543	394	609	212	1,493
2017	359	212	575	363	628	192	1,562
2018-2022	2,095	760	3,402	1,287	3,442	659	8,939
2023-2026	1,864	180	2,849	277	2,535	131	7,248
Notes Payable	5,583	$ 2,170	8,833	$ 3,670	8,934	$ 1,934	23,350
Current Portion	292		461		557		1,310
Noncurrent Portion	$ 5,291		$ 8,372		$ 8,377		$ 22,040

8. RETIREMENT PLANS

Substantially all eligible employees of the Corporation participate in the Teachers Insurance and Annuities Association – College Retirement Equities Fund (TIAA-CREF).

The TIAA-CREF is a defined-contribution benefit plan in which benefits are based upon amounts contributed plus investment earnings. Each employee who elects to participate in these plans is required to make a contribution equal to 3% of their total annual compensation. The Corporation simultaneously matches the employees' 3% contribution. Employees have the option of contributing an additional 1-3% of their total annual compensation to the plan, which is also matched by the Corporation. Contributions are immediately and fully vested.

Contributions to the TIAA-CREF were approximately as follows:

Fiscal Year Ending June 30,	Corporation	Employees	Total
2012	$ 611,000	$ 611,000	$ 1,222,000
2011	516,000	516,000	1,032,000
2010	416,000	416,000	832,000

The Corporation's total payroll expense for fiscal years 2012 and 2011 was $52.6 million and $55.2 million, respectively (including payroll expense for employees of the University); total

covered employees' salaries in the TIAA-CREF were $12.9 million in fiscal year 2012 and $10.8 million in fiscal year 2011.

9. COMMITMENTS

The Corporation has entered into contracts for the construction and improvement of various facilities. These outstanding contractual commitments totaled approximately $16.1 million at June 30, 2012.

10. AFFILIATED ORGANIZATIONS

The University (the Corporation's parent) is the sole member of the not-for-profit corporation. The Corporation receives grants on behalf of the University, some of which are for the construction and acquisition of capital assets. These expenditures are recorded on the Corporation's records and the completed asset is transferred to the University as the beneficiary of the asset. The Corporation also receives facilities and administration earnings generated from such grants, a portion of which is shared with the University. A liability has been recorded to reflect the facilities and administration earnings due to the University. The University and the Corporation have entered into an operating agreement whereby the University provides staffing to meet a portion of the Corporation's needs; the Corporation reimburses the University for the related salaries and benefits.

11. CONTINGENCIES

The nature of the educational industry is such that, from time to time, claims will be presented against universities and their operating units on account of alleged negligence, acts of discrimination, breach of contract or disagreements arising from the interpretation of laws or regulations. While some of these claims may be for substantial amounts, they are not unusual in the ordinary course of providing educational services in a higher education system. In the opinion of management, all known claims are covered by insurance or are such that an award against the Corporation would not have a material effect on the financial position of the Corporation.

Under the terms of federal grants, periodic audits are required and certain costs may be questioned as not being appropriate expenditures under the terms of the grants. Such audits could lead to reimbursement to the grantor agencies. The Corporation's management believes disallowances, if any, will not have a material financial impact on the Corporation's financial position.

12. SUBSEQUENT EVENT

The notes payable were refinanced on December 6, 2012. The new loan, totaling $22,111,564 was refinanced through a competitive bid process and privately placed at 1.9% for 25 years with interest rates resetting every 5 years. The revenues previously pledged are also pledged for the new loan. The requirement for a debt service reserve fund has been eliminated in the new loan. The interest rates on the prior loans ranged from 5.11% to 5.66%.

13. NATURAL CLASSIFICATIONS WITH FUNCTIONAL CLASSIFICATION
(Dollars in Thousands)

The Corporation's operating expenses by functional and natural classification are as follows:

	Year Ended June 30, 2012 Natural Classification								
Functional Classification	**Salaries & Wages**	**Benefits**	**Scholarships & Fellowships**	**Utilities**	**Supplies & Other Services**	**Depreciation**	**Net Operating Expenses to the University**	**Other Operating Expenses**	**Total**
Instruction	$ 3,315	$ 601	$ -	$ 1	$ 2,537	$ -	$ -	$ -	$ 6,454
Research	36,644	7,385	-	937	28,846	-	-	-	73,812
Public Service	10,333	2,227	-	46	5,647	-	-	-	18,253
Academic Support	375	89	-	-	205	-	-	-	669
Operation and Maintenance of Plant	11	1	-	7	351	-	-	-	370
General Institutional Support	1,900	186	-	1	2,928	-	-	52	5,067
Student Financial Aid	-	-	2,279	-	-	-	-	-	2,279
Depreciation	-	-	-	-	-	1,091	-	-	1,091
Net Operating Expenses to the University	-	-	-	-	-	-	10,966	-	10,966
Total Expenses	$ 52,578	$ 10,489	$ 2,279	$ 992	$ 40,514	$ 1,091	$ 10,966	$ 52	$ 118,961

	Year Ended June 30, 2011 Natural Classification								
Functional Classification	**Salaries & Wages**	**Benefits**	**Scholarships & Fellowships**	**Utilities**	**Supplies & Other Services**	**Depreciation**	**Net Operating Expenses to the University**	**Other Operating Expenses**	**Total**
Instruction	$ 4,111	$ 677	$ -	$ -	$ 3,193	$ -	$ -	$ -	$ 7,981
Research	38,256	7,218	-	1,018	30,907	-	-	-	77,399
Public Service	10,190	2,100	-	47	5,677	-	-	-	18,014
Academic Support	341	77	-	-	201	-	-	-	619
Operation and Maintenance of Plant	4	-	-	11	924	-	-	-	939
General Institutional Support	2,316	576	-	1	4,590	-	-	34	7,517
Student Financial Aid	-	-	2,167	-	-	-	-	-	2,167
Depreciation	-	-	-	-	-	986	-	-	986
Net Operating Expenses to the University	-	-	-	-	-	-	3,984	-	3,984
Total Expenses	$ 55,218	$ 10,648	$ 2,167	$ 1,077	$ 45,492	$ 986	$ 3,984	$ 34	$ 119,606

Deloitte & Touche LLP
2500 One PPG Place
Pittsburgh, PA 15222-5401
USA
Tel: +1 412 338 7200
Fax: +1 412 338 7380
www.deloitte.com

INDEPENDENT AUDITORS' REPORT ON INTERNAL CONTROL OVER FINANCIAL REPORTING AND ON COMPLIANCE AND OTHER MATTERS BASED ON AN AUDIT OF FINANCIAL STATEMENTS PERFORMED IN ACCORDANCE WITH *GOVERNMENT AUDITING STANDARDS*

To the West Virginia University Research Corporation Board of Directors:

We have audited the accompanying combined financial statements of West Virginia University Research Corporation (the "Corporation") as of June 30, 2012, and have issued our report thereon dated February 5, 2013. We conducted our audit in accordance with auditing standards generally accepted in the United States of America and the standards applicable to financial audits contained in *Government Auditing Standards*, issued by the Comptroller General of the United States.

Internal Control Over Financial Reporting

Management of the Corporation is responsible for establishing and maintaining effective internal control over financial reporting. In planning and performing our audit, we considered the Corporation's internal control over financial reporting as a basis for designing our auditing procedures for the purpose of expressing our opinion on the combined financial statements, but not for the purpose of expressing an opinion on the effectiveness of the Corporation's internal control over financial reporting. Accordingly, we do not express an opinion on the effectiveness of the Corporation's internal control over financial reporting.

A *deficiency in internal control* exists when the design or operation of a control does not allow management or employees, in the normal course of performing their assigned functions, to prevent, or detect and correct misstatements on a timely basis. A *material weakness* is a deficiency, or combination of deficiencies, in internal control, such that there is a reasonable possibility that a material misstatement of the entity's financial statements will not be prevented, or detected and corrected on a timely basis.

Our consideration of internal control over financial reporting was for the limited purpose described in the first paragraph of this section and was not designed to identify all deficiencies in internal control over financial reporting that might be deficiencies, significant deficiencies or material weaknesses. We did not identify any deficiencies in internal control over financial reporting that we consider to be material weaknesses, as defined above.

Compliance and Other Matters

As part of obtaining reasonable assurance about whether the Corporation's combined financial statements are free of material misstatement, we performed tests of its compliance with certain provisions of laws, regulations, contracts and grant agreements, noncompliance with which could have a direct and material effect on the determination of financial statement amounts. However, providing an opinion on compliance with those provisions was not an objective of our audit and, accordingly, we do not express such an opinion. The results of our tests disclosed no instances of noncompliance or other matters that are required to be reported under *Government Auditing Standards*.

This report is intended solely for the information and use of the West Virginia University Research Corporation Board of Directors, management of the Corporation, West Virginia University, the West Virginia Higher Education Policy Commission, federal and state awarding agencies, and pass-through entities and is not intended to be and should not be used by anyone other than these specified parties.

Deloitte & Touche LLP

February 5, 2013

Deloitte & Touche LLP
2500 One PPG Place
Pittsburgh, PA 15222-5401
USA
Tel: +1 412 338 7200
Fax: +1 412 338 7380
www.deloitte.com

INDEPENDENT AUDITOR'S REPORT ON COMPLIANCE WITH REQUIREMENTS THAT COULD HAVE A DIRECT AND MATERIAL EFFECT ON EACH MAJOR PROGRAM AND ON INTERNAL CONTROL OVER COMPLIANCE IN ACCORDANCE WITH OMB CIRCULAR A-133

To the West Virginia University Research Corporation Board of Directors:

Compliance

We have audited the West Virginia University Research Corporation's (the "Corporation") compliance with the types of compliance requirements described in the *OMB Circular A-133 Compliance Supplement* that could have a direct and material effect on the Corporation's major federal program for the year ended June 30, 2012. The Corporation's major federal program is identified in the summary of auditors' results section of the accompanying Schedule of Findings and Questioned Costs. Compliance with the requirements of laws, regulations, contracts, and grants applicable to its major federal program is the responsibility of the Corporation's management. Our responsibility is to express an opinion on the Corporation's compliance based on our audit.

We conducted our audit of compliance in accordance with auditing standards generally accepted in the United States of America; the standards applicable to financial audits contained in *Government Auditing Standards*, issued by the Comptroller General of the United States; and OMB Circular A-133, *Audits of States, Local Governments, and Non-Profit Organizations*. Those standards and OMB Circular A-133 require that we plan and perform the audit to obtain reasonable assurance about whether noncompliance with the types of compliance requirements referred to above that could have a direct and material effect on a major federal program occurred. An audit includes examining, on a test basis, evidence about the Corporation's compliance with those requirements and performing such other procedures as we considered necessary in the circumstances. We believe that our audit provides a reasonable basis for our opinion. Our audit does not provide a legal determination on the Corporation's compliance with those requirements.

In our opinion, the Corporation complied, in all material respects, with the requirements referred to above that could have a direct and material effect on its major federal programs for the year ended June 30, 2012.

Internal Control over Compliance

Management of the Corporation is responsible for establishing and maintaining effective internal control over compliance with the requirements of laws, regulations, contracts, and grants applicable to federal programs. In planning and performing our audit, we considered the Corporation's internal control over compliance with the requirements that could have a direct and material effect on a major federal program in order to determine the auditing procedures for the purpose of expressing our opinion on compliance and to test and report on internal control over compliance in accordance with OMB Circular A-133, but not for the purpose of expressing an opinion on the effectiveness of internal control over compliance.

Accordingly, we do not express an opinion on the effectiveness of the Corporation's internal control over compliance.

A *deficiency in internal control over compliance* exists when the design or operation of a control over compliance does not allow management or employees, in the normal course of performing their assigned functions, to prevent, or detect and correct, noncompliance with a type of compliance requirement of a federal program on a timely basis. A *material weakness in internal control over compliance* is a deficiency, or combination of deficiencies, in internal control over compliance, such that there is a reasonable possibility that material noncompliance with a type of compliance requirement of a federal program will not be prevented, or detected and corrected, on a timely basis.

Our consideration of internal control over compliance was for the limited purpose described in the first paragraph of this section and was not designed to identify all deficiencies in internal control over compliance that might be deficiencies, significant deficiencies, or material weaknesses. We did not identify any deficiencies in internal control over compliance that we consider to be material weaknesses, as defined above.

This report is intended for the information and use of the West Virginia University Research Corporation Board of Directors, management of the Corporation, West Virginia University, and the West Virginia Higher Education Policy Commission, federal and state awarding agencies, and pass-through entities and is not intended to be and should not be used by anyone other than these specified parties.

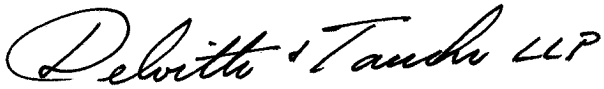

January 25, 2012

WEST VIRGINIA UNIVERSITY RESEARCH CORPORATION

SCHEDULE OF EXPENDITURES OF FEDERAL AWARDS
YEAR ENDED JUNE 30, 2012

Research and Development	Federal Division/Pass Through Entity	CFDA #	Contract Number	Federal Expenditures
Federal Agency:				
US Dept of Health & Human Services	Administration for Children and Families	93.RD		$ 12,358
US Dept of Health & Human Services	Agency for Healthcare Research and Quality	93.RD		362,732
US Dept of Health & Human Services	Center for Disease Control & Prevention	93.RD		1,922,482
US Dept of Health & Human Services	Health Resources and Services Administration	93.RD		1,366,859
				3,664,431
	US Dept of Health & Human Services Direct Total			3,664,431
US Dept of Health & Human Services	Special Olympics, Inc.	93.184	N/A	1
US Dept of Health & Human Services	University of North Carolina at Chapel Hill	93.249	UNC-CH#5-52795	23,117
US Dept of Health & Human Services	Ctr to Protect Workers' Rights	93.262	AGR# 3003-011-04	11,520
US Dept of Health & Human Services	Ctr to Protect Workers' Rights	93.262	Agreement 3002-011-04 U60-OH6	21,531
US Dept of Health & Human Services	Duke University	93.262	383-2353	10,816
				43,867
US Dept of Health & Human Services	WV DHHS, Health & Human Services	93.283	G110451	(8,550)
US Dept of Health & Human Services	WV DHHS, Health & Human Services	93.283	G120427	221,831
				213,281
US Dept of Health & Human Services	Carnegie Mellon University	93.297	1090314-257234	100,643
US Dept of Health & Human Services	Carnegie Mellon University	93.297	1090344-275362	265,423
				366,066
US Dept of Health & Human Services	WV DHHS, Bureau of Public Hlth	93.988	G110949	149,158
US Dept of Health & Human Services	WV DHHS, Bureau of Public Hlth	93.988	G120786	32,719
US Dept of Health & Human Services	WV DHHS, Bureau of Public Hlth	93.988	N/A	22,708
				204,585
US Dept of Health & Human Services	WV DHHS, Maternal & Child Hlth	93.994	G120032	308,980
US Dept of Health & Human Services	WV DHHS, Maternal & Child Hlth	93.994	G110433	6,829
US Dept of Health & Human Services	WV DHHS, Maternal & Child Hlth	93.994	G111003	94,962
				410,771
US Dept of Health & Human Services	Eastern Cooperative Oncology Group	93.unknown	PSAWVA-01	142,952
US Dept of Health & Human Services	University of Virginia, Peds	93.unknown	GS11037-136590	(1,050)
US Dept of Health & Human Services	University of Virginia, Peds	93.unknown	GS11121-138791	12,877
				154,779
US Dept of Health & Human Services	WV DHHS, Bureau of Public Hlth	ARRA93.725	G110990	28,362
	US Dept of Health & Human Services Pass-Through Total			1,444,829
	US Dept of Health & Human Services Total			5,109,260
US National Institute of Health	General Med Service	93.RD		179,946
US National Institute of Health	National Center for Research Resources	93.RD		2,504,799
US National Institute of Health	National Institute of Mental Health	93.RD		235,250
US National Institute of Health	Natl Cancer Institute	93.RD		2,203,047
US National Institute of Health	Natl Ctr for Complementary and Alternative Medicine	93.RD		113,901
US National Institute of Health	Natl Eye Institute	93.RD		822,526
US National Institute of Health	Natl Heart, Lung & Blood Institute	93.RD		2,544,591
US National Institute of Health	Natl Institute Deafness/Comm Disorders	93.RD		994,084
US National Institute of Health	Natl Institute Drug Abuse and Addiction	93.RD		326,943
US National Institute of Health	Natl Institute of Allergy & Infection	93.RD		423,262
US National Institute of Health	Natl Institute of Biomedical Imaging and Bioengineering	93.RD		482,507
US National Institute of Health	Natl Institute of Child Hlth & Hum Dev	93.RD		362,971
US National Institute of Health	Natl Institute of Dental & Craniofacial Research	93.RD		162,386

(Continued)

WEST VIRGINIA UNIVERSITY RESEARCH CORPORATION

SCHEDULE OF EXPENDITURES OF FEDERAL AWARDS
YEAR ENDED JUNE 30, 2012

Research and Development	Federal Division/Pass Through Entity	CFDA #	Contract Number	Federal Expenditures
Federal Agency:				
US National Institute of Health	Natl Institute of Diabetes & Digest & Kidney Dis	93.RD		$ 1,443,016
US National Institute of Health	Natl Institute of Environmental Hlth Sciences	93.RD		552,423
US National Institute of Health	Natl Institute of Neur Disorders & Stroke	93.RD		532,077
US National Institute of Health	Natl Institute of Nursing Research	93.RD		132,716
US National Institute of Health	Natl Institute on Aging	93.RD		379,657
US National Institute of Health	Natl Institute on Alcohol Abuse & Alcoholism	93.RD		218,228
US National Institute of Health	Natl Library of Medicine	93.RD		342,412
US National Institute of Health	General Med Service	ARRA93.RD		7,950
US National Institute of Health	National Center for Research Resources	ARRA93.RD		337,561
US National Institute of Health	National Institute of Mental Health	ARRA93.RD		178,800
US National Institute of Health	National Institute on Aging	ARRA93.RD		42,711
US National Institute of Health	Natl Cancer Institute	ARRA93.RD		151,079
US National Institute of Health	Natl Heart, Lung & Blood Institute	ARRA93.RD		30,322
US National Institute of Health	Natl Institute Deafness/Comm Disorders	ARRA93.RD		84,980
US National Institute of Health	Natl Institute of Allergy & Infection	ARRA93.RD		58,259
US National Institute of Health	Natl Institute of Diabetes & Digest & Kidney Dis	ARRA93.RD		8,593
US National Institute of Health	Natl Institute of Environmental Hlth Sciences	ARRA93.RD		46,176
US National Institute of Health	Natl Institute of Neur Disorders & Stroke	ARRA93.RD		8,490
				15,911,663
	US National Institute of Health Direct Total			15,911,663
US National Institute of Health	University of Pittsburgh	93.121	Subaward No. 0014136	552,432
US National Institute of Health	Northeastern University	93.143	500211 P1106869	25,255
US National Institute of Health	Northeastern University	93.143	500244-78050	3,850
				29,105
US National Institute of Health	Tetra Discovery Partners LLC	93.242	Prime Grant No. R43 MH091791	79,673
US National Institute of Health	Marshall University Research Corporation	93.273	PIRE Project 0458	(1,630)
US National Institute of Health	Pacific Ins for Research & Evl	93.273	PIRE Project 0458	7,096
US National Institute of Health	Pacific Ins for Research & Evl	93.273	R01AA017186-01A2	127,343
				132,809
US National Institute of Health	University of Maryland	93.279	SR00001501 R01 DA013583	26,509
US National Institute of Health	University of Mississippi	93.279	09-07-001	151,392
US National Institute of Health	University of Pittsburgh	93.279	0008871 Proj 116353-2	15,476
US National Institute of Health	University of Pittsburgh	93.279	Project # 116000-5	(3,001)
US National Institute of Health	University of Pittsburgh	93.279	Subaward No 0017792(119181-02)	3,234
US National Institute of Health	University of Pittsburgh	93.279	Subaward No. 0017792(118009-4)	7,818
US National Institute of Health	University of Pittsburgh	93.279	Subaward No. 0017792(118009-5)	65,106
US National Institute of Health	University of Pittsburgh	93.279	Subaward No. 0017792(118009-6)	35,956
US National Institute of Health	University of Pittsburgh	93.279	Subaward No. 0017792(119181-5)	152,603
US National Institute of Health	University of Pittsburgh	93.279	Subaward No. 0017792(119181-6)	179,546
				634,639
US National Institute of Health	Marshall University Research Corporation	93.389	NA	1
US National Institute of Health	Marshall University Research Corporation	93.389	PO P1201583	208,680
US National Institute of Health	Marshall University Research Corporation	93.389	PO RC-P1101809	1,287,437
				1,496,118
US National Institute of Health	Health Research, Inc.	93.393	55-0998-01	4,277
US National Institute of Health	St Jude Children's Rsrch Hsptl	93.393	1 R21CA158568-01	35,880
US National Institute of Health	St Jude Children's Rsrch Hsptl	93.393	111723020-7470480	4,970
				45,127

(Continued)

WEST VIRGINIA UNIVERSITY RESEARCH CORPORATION

SCHEDULE OF EXPENDITURES OF FEDERAL AWARDS
YEAR ENDED JUNE 30, 2012

Research and Development	Federal Division/Pass Through Entity	CFDA #	Contract Number	Federal Expenditures
Federal Agency:				
US National Institute of Health	National Childhood Cancer Foundation	93.395	Sub 14289	$ 1,541
US National Institute of Health	NSABP Foundation	93.395	Agreement TFED 133	30,325
				31,866
US National Institute of Health	Ocean Nano Tech, LLC	93.396	1R43CA154339-01	41,282
US National Institute of Health	University of Kentucky	93.397	3048108726-12-419	128,067
US National Institute of Health	University of Kentucky	93.397	UKRF 3048107761-11-243	54,435
				182,502
US National Institute of Health	Indiana University	93.847	IN-4685559-WVU	89,729
US National Institute of Health	Medical College Of Wisconsin	93.847	PO# 1338379	10,896
				100,625
US National Institute of Health	APT Therapeutics	93.853	R44 NS060175	25,852
US National Institute of Health	Emory University	93.853	Subaward No. S750159	23,286
US National Institute of Health	Indiana University	93.853	R01 NS049436	27,949
US National Institute of Health	Medical University S Carolina	93.853	MUSC08-079	16,797
US National Institute of Health	University of California	93.853	Subcontract No. 6024sc	24,304
US National Institute of Health	University of Cincinnati	93.853	COEUS 005695	3,073
				121,261
US National Institute of Health	Emory University	93.865	Subaward No. S729740	16,815
US National Institute of Health	University of Michigan	93.865	Subaward No. 3002101802	69,513
US National Institute of Health	University of Wisconsin	93.865	Subaward No. 123404001	19,913
US National Institute of Health	Wayne State University	93.865	WSU10088	13,237
				119,478
US National Institute of Health	Duke University	93.unknown	Site 148	16,180
US National Institute of Health	Massachusetts Eye&Ear Infirm	93.unknown	Cost Center 75639	4,349
US National Institute of Health	Stanford University	93.unknown	13289460-30011-A	11,090
US National Institute of Health	University of Maryland	93.unknown	SR00000503 R01 DA013583	34,814
US National Institute of Health	University of Maryland	93.unknown	SR00001501 R01 DA013583	7,890
US National Institute of Health	University of North Carolina at Chapel Hill	93.unknown	UNC-CH Acct # 5-36466	17,573
US National Institute of Health	University of Pittsburgh	93.unknown	0004060 Proj 404050-4	306,061
				397,957
US National Institute of Health	Marshall University Research Corporation	ARRA93.701	RC-P1001020	174,061
US National Institute of Health	Marshall University Research Corporation	ARRA93.701	RC-P1001200	23,621
US National Institute of Health	Purdue University	ARRA93.701	4102-38140	24,140
US National Institute of Health	Thomas Jefferson University	ARRA93.701	080-04000-S00601;PO# 100232891	3,737
US National Institute of Health	University of Connecticut	ARRA93.701	Agr No. 7199; FRS# 525616	76,489
US National Institute of Health	University of Florida	ARRA93.701	Sub UF09122 00077518	71,959
US National Institute of Health	University of Kentucky	ARRA93.701	UKRF 3048107965-11-300	188,809
US National Institute of Health	University of Massachusetts	ARRA93.701	1RC1MH088716-01	1,255
US National Institute of Health	University of Massachusetts	ARRA93.701	1RC1MH088716-02	(4,046)
US National Institute of Health	University of Montana	ARRA93.701	Sub PG11-64292-01	2,641
US National Institute of Health	University of Montana	ARRA93.701	Subcontract PG10-64258-01	58,910
US National Institute of Health	University of North Carolina	ARRA93.701	A09-0117-S004 3R21DE01697003S1	(41)
US National Institute of Health	University of Pittsburgh	ARRA93.701	Subaward # 0018475 (118448-1)	372,769
				994,304
	US National Institute of Health Pass-Through Total			4,959,178
	US National Institute of Health Total			20,870,841

(Continued)

WEST VIRGINIA UNIVERSITY RESEARCH CORPORATION

SCHEDULE OF EXPENDITURES OF FEDERAL AWARDS
YEAR ENDED JUNE 30, 2012

Research and Development	Federal Division/Pass Through Entity	CFDA #	Contract Number	Federal Expenditures
Federal Agency:				
US Dept of Education	Center For Civic Education	84.304	CC 10-11 5804 WV	$ 3,284
US Dept of Education	University of California	84.928A	92-WV01	34,094
	US Dept of Education Pass-Through Total			37,378
	US Dept of Education Total			37,378
National Science Foundation	Biological Sciences	47.RD		553,978
National Science Foundation	Computer and Information Science and Engineering	47.RD		474,418
National Science Foundation	Education and Human Resources	47.RD		564,624
National Science Foundation	Engineering Grants	47.RD		1,471,065
National Science Foundation	Geosciences	47.RD		280,553
National Science Foundation	International Science and Engineering	47.RD		1,256,372
National Science Foundation	Mathematical and Physical Sciences	47.RD		785,880
National Science Foundation	Social, Behavioral & Economic Sciences	47.RD		122,596
National Science Foundation	Trans-NSF Recovery Act Research Support	ARRA47.RD		845,835
				6,355,321
	National Science Foundation Direct Total			6,355,321
National Science Foundation	Georgia Institute of Technology	47.041	R7653G	7,403
National Science Foundation	University of Texas At Austin	47.041	CMMI-0927315 Subaward YTA11-00	12,548
				19,951
National Science Foundation	WV Higher Education Policy Commission	47.081	HEPC.dsr.11.04	2,299,318
National Science Foundation	University of Maryland	47.074	CA 12-13 07-5-27199	19,320
National Science Foundation	US Civilian Research and Development Foundation	47.unknown	KAB1-2937-KT-09	4,043
National Science Foundation	Natl Radio Astronomy Observato	47.unknown	PO# 1002	3,008
National Science Foundation	Natl Radio Astronomy Observato	47.unknown	PO# 1009	6,142
National Science Foundation	Natl Radio Astronomy Observato	47.unknown	PO# 1103 GBT11A-023	12,200
National Science Foundation	Natl Radio Astronomy Observato	47.unknown	PO# 1112	27,764
National Science Foundation	Natl Radio Astronomy Observato	47.unknown	PO# 333898	8,334
National Science Foundation	Oregon Public Broadcasting	47.unknown	Agreement # 3993	2,652
National Science Foundation	University of Tennessee	47.unknown	OR1102-001.07	17,383
				81,526
National Science Foundation	WV Higher Education Policy Commission	ARRA47.082	HEPC.dsr.10.03	535,276
National Science Foundation	WV Higher Education Policy Commission	ARRA47.082	HEPC.dsr.11.09	3,934
				539,210
	National Science Foundation Pass-Through Total			2,959,325
	National Science Foundation Total			9,314,646
US Dept of Agriculture	Animal and Plant Health Inspection Service	10.RD		26,012
US Dept of Agriculture	Agricultural Research Service	10.RD		1,127,212
US Dept of Agriculture	Economic Research Service	10.RD		28,060
US Dept of Agriculture	Forest Service	10.RD		919,024
US Dept of Agriculture	National Institute of Food and Agriculture	10.RD		2,015,740
US Dept of Agriculture	Natural Resources Conservation Service	10.RD		69,140
US Dept of Agriculture	Rural Development	10.RD		56,933
				4,242,121
	US Dept of Agriculture Direct Total			4,242,121

(Continued)

WEST VIRGINIA UNIVERSITY RESEARCH CORPORATION

SCHEDULE OF EXPENDITURES OF FEDERAL AWARDS
YEAR ENDED JUNE 30, 2012

Research and Development	Federal Division/Pass Through Entity	CFDA #	Contract Number	Federal Expenditures
Federal Agency:				
US Dept of Agriculture	WV Agric, Rural Resources Div	10.170	Grant ID# 2012SC06	$ 6,597
US Dept of Agriculture	Mississippi State University	10.028	Sub No 080300-330319-11	3,774
US Dept of Agriculture	Mississippi State University	10.028	Sub No 080300-330319-15	3,331
				7,105
US Dept of Agriculture	Cornell University	10.200	61002-9325	2,998
US Dept of Agriculture	University Of Vermont	10.215	GNE11-015	6,261
US Dept of Agriculture	University Of Vermont	10.215	GNE11-029	584
				6,845
US Dept of Agriculture	University of Arkansas	10.303	Sub No UA-AES 90950-019	63
US Dept of Agriculture	Cornell University	10.304	54039-8578	22,994
US Dept of Agriculture	University of Illinois	10.309	Subaward # 2010-03728-07	9,168
US Dept of Agriculture	Virginia Poly Institute	10.310	2011-68004-30079	47,898
US Dept of Agriculture	National Fish And Wildlife Foundation	10.912	2008-0110-010	160,790
US Dept of Agriculture	Canaan Valley Institute	10.unknown	MA0008	31,869
US Dept of Agriculture	Canaan Valley Institute	10.unknown	MA0010	24,000
US Dept of Agriculture	Cornell University	10.unknown	62964-9767	377
US Dept of Agriculture	Cornell University	10.unknown	64042-9715	3,024
US Dept of Agriculture	IUP Research Institute	10.unknown	Contract # 1112-045WVU	5,477
US Dept of Agriculture	New Mexico State University	10.unknown	2008-55215-18837	27,673
US Dept of Agriculture	Samuel Roberts Noble Foundation	10.unknown	2010-859-001 2010-65115-20384	22,985
US Dept of Agriculture	Virginia Poly Institute	10.unknown	Subaward Agr 19147-428429	144
US Dept of Agriculture	WV Forest, Comrc, Labr Envn Res	10.unknown	10-DOF-51	10,292
				125,841
	US Dept of Agriculture Pass-Through Total			390,299
	US Dept of Agriculture Total			4,632,420
Environmental Protection Agency	Office of Solid Waste and Emergency Response	66.RD		40,222
Environmental Protection Agency	Office of Water	66.RD		99,984
				140,206
	Environmental Protection Agency Direct Total			140,206
Environmental Protection Agency	WV Forst, Comrc,Labr,Envn Prot	66.460	Grant Number NPS1324	2,422
Environmental Protection Agency	WV Forst, Comrc,Labr,Envn Prot	66.460	NPS 1160	4
Environmental Protection Agency	WV Forst, Comrc,Labr,Envn Prot	66.460	NPS 1253	221,701
Environmental Protection Agency	WV Forst, Comrc,Labr,Envn Prot	66.460	NPS 1253 Amendment No. 2	10,010
Environmental Protection Agency	WV Forst, Comrc,Labr,Envn Prot	66.460	NPS 1273	24,730
Environmental Protection Agency	WV Forst, Comrc,Labr,Envn Prot	66.460	NPS 1296	32,362
Environmental Protection Agency	WV Forst, Comrc,Labr,Envn Prot	66.460	NPS1223	13,441
				304,670
Environmental Protection Agency	Cornell University	66.509	58781-9470	15,175
Environmental Protection Agency	Friends of the Cheat	66.unknown	CK1009882	24,474
Environmental Protection Agency	Wisconsin Dept of Natl Resource	66.unknown	NMB00000668	3,492
				27,966
	Environmental Protection Agency Pass-Through Total			347,811
	Environmental Protection Agency Total			488,017

(Continued)

WEST VIRGINIA UNIVERSITY RESEARCH CORPORATION

SCHEDULE OF EXPENDITURES OF FEDERAL AWARDS
YEAR ENDED JUNE 30, 2012

Research and Development	Federal Division/Pass Through Entity	CFDA #	Contract Number	Federal Expenditures
Federal Agency:				
US Dept of Energy	Division of Coal Conversion & Utility	81.RD		$ 165,177
US Dept of Energy	National Energy Technology Laboratory	81.RD		1,158,760
US Dept of Energy	Office of Energy Efficiency and Renewable Energy	81.RD		3,053,469
US Dept of Energy	Office of Science	81.RD		1,089,958
US Dept of Energy	National Energy Technology Laboratory	ARRA81.RD		166,776
US Dept of Energy	Office of Energy Efficiency and Renewable Energy	ARRA81.RD		273,909
				5,908,049
	US Dept of Energy Direct Total			5,908,049
US Dept of Energy	Florida A&M University	81.049	Project No. 002460 Sub# C-2824	85,162
US Dept of Energy	Florida A&M University	81.049	Project No. 002460 Sub# C-2992	229,915
US Dept of Energy	University of Michigan	81.049	Subaward No. 3001346280	259,265
				574,342
US Dept of Energy	Oak Ridge Associated Universities	81.057	Ck # 36785	5,000
US Dept of Energy	Allegheny Power Service Corp	81.087	PO# 4500305147	231,750
US Dept of Energy	Research Partnership to Secure Energy	81.089	9122-06	92,264
US Dept of Energy	Texas Tech University	81.089	21E055-01	52,443
US Dept of Energy	University of Kentucky	81.089	UKRF 4-69001-05-505	188,871
US Dept of Energy	Virginia Poly Institute	81.089	416387-19147	45,077
US Dept of Energy	Virginia Poly Institute	81.089	416387-19147A	40,024
US Dept of Energy	Virginia Poly Institute	81.089	416387-19147B	27,057
US Dept of Energy	Virginia Poly Institute	81.089	416387-19147C	76,027
US Dept of Energy	Virginia Poly Institute	81.089	416387-19147D	76,429
US Dept of Energy	Virginia Poly Institute	81.089	416387-19147F	50,159
US Dept of Energy	Virginia Poly Institute	81.089	CR-19147-429231	64,383
US Dept of Energy	Virginia Poly Institute	81.089	CR-19147-E-429231	(7,511)
US Dept of Energy	Virginia Poly Institute	81.089	CR-19147-F-429231	8,334
				713,557
US Dept of Energy	Battelle Memorial Institute	81.unknown	Contract 49640	884,800
US Dept of Energy	Booz-Allen & Hamilton, Inc	81.unknown	Prime DE-FE0004001	38,390
US Dept of Energy	Booz-Allen & Hamilton, Inc	81.unknown	Sub 97662XSB25 Task Order 3	(215)
US Dept of Energy	Booz-Allen & Hamilton, Inc	81.unknown	Sub 97662XSB25 Task Order 4	80,061
US Dept of Energy	Booz-Allen & Hamilton, Inc	81.unknown	Sub 97662XSB25 Task Order 5	15,005
US Dept of Energy	Brookhaven National Laboratory	81.unknown	209571	16,065
US Dept of Energy	Coordinating Research Council, Incorporated	81.unknown	CRC Contract # AVFL-16	119,249
US Dept of Energy	Keylogic Systems	81.unknown	6000-020 Task4003.500.01.01.01	2,604
US Dept of Energy	Keylogic Systems	81.unknown	6000-020 Task4003.500.02.04.02	10,380
US Dept of Energy	Oak Ridge Associated Universities	81.unknown	N/A	80
US Dept of Energy	Sandia National Laboratories	81.unknown	PO 1009949	1,429
US Dept of Energy	University of California	81.unknown	Subcontract No. 6927788	14,515
US Dept of Energy	URS Corporation	81.unknown	2010-SC-RES-30033-023	125,207
US Dept of Energy	URS Corporation	81.unknown	Master Sub RES1000023	2,191,729
US Dept of Energy	URS Corporation	81.unknown	Master Sub RES1000023 TRN 105	33,173
US Dept of Energy	URS Corporation	81.unknown	Master Sub RES1000023 TRN 108	80,822
US Dept of Energy	URS Corporation	81.unknown	Master Sub RES1000023 TRN 109	50,711
US Dept of Energy	URS Corporation	81.unknown	Master Sub RES1000023 TRN 113	49,572
US Dept of Energy	URS Corporation	81.unknown	Master Sub RES1000023 TRN 114	48,518
US Dept of Energy	URS Corporation	81.unknown	Master Sub RES1000023 TRN 115	6,527
US Dept of Energy	URS Corporation	81.unknown	Master Sub RES1000023 TRN 116	27,272
US Dept of Energy	URS Corporation	81.unknown	Master Sub RES1000023 TRN 118	61,133
US Dept of Energy	URS Corporation	81.unknown	Master Sub RES1000023 TRN 119	42,232
US Dept of Energy	URS Corporation	81.unknown	Master Sub RES1000023 TRN 120	35,240
US Dept of Energy	URS Corporation	81.unknown	Master Sub RES1000023 TRN 121	42,659
US Dept of Energy	URS Corporation	81.unknown	Master Sub RES1000023 TRN 122	50,837
US Dept of Energy	URS Corporation	81.unknown	Master Sub RES1000023 TRN 123	37,721
US Dept of Energy	URS Corporation	81.unknown	Master Sub RES1000023 TRN 124	62,059
US Dept of Energy	URS Corporation	81.unknown	Master Sub RES1000023 TRN 125	30,617
US Dept of Energy	URS Corporation	81.unknown	Master Sub RES1000023 TRN 126	38,627

(Continued)

WEST VIRGINIA UNIVERSITY RESEARCH CORPORATION

SCHEDULE OF EXPENDITURES OF FEDERAL AWARDS
YEAR ENDED JUNE 30, 2012

Research and Development	Federal Division/Pass Through Entity	CFDA #	Contract Number	Federal Expenditures
Federal Agency:				
US Dept of Energy	URS Corporation	81.unknown	Master Sub RES1000023 TRN 127	$ 42,898
US Dept of Energy	URS Corporation	81.unknown	Master Sub RES1000023 TRN 128	43,305
US Dept of Energy	URS Corporation	81.unknown	Master Sub RES1000023 TRN 129	23,882
US Dept of Energy	URS Corporation	81.unknown	Master Sub RES1000023 TRN 131	29,340
US Dept of Energy	URS Corporation	81.unknown	Master Sub RES1000023 TRN 132	18,785
US Dept of Energy	URS Corporation	81.unknown	Master Sub RES1000023 TRN 133	33,287
US Dept of Energy	URS Corporation	81.unknown	Master Sub RES1000023 TRN 134	45,530
US Dept of Energy	URS Corporation	81.unknown	Master Sub RES1000023 TRN 135	3,347
US Dept of Energy	URS Corporation	81.unknown	Master Sub RES1000023 TRN 136	7,993
US Dept of Energy	URS Corporation	81.unknown	Master Sub RES1000023 TRN 137	10,243
US Dept of Energy	URS Corporation	81.unknown	Master Sub RES1000023 TRN 138	1,545
US Dept of Energy	URS Corporation	81.unknown	Master Sub RES1000023 TRN 139	29,754
US Dept of Energy	URS Corporation	81.unknown	Master Sub RES1000023 TRN 140	25,514
US Dept of Energy	URS Corporation	81.unknown	Master Sub RES1000023 TRN 141	51,615
US Dept of Energy	URS Corporation	81.unknown	Master Sub RES1000023 TRN 143	79,648
US Dept of Energy	URS Corporation	81.unknown	Master Sub RES1000023 TRN 144	35,272
US Dept of Energy	URS Corporation	81.unknown	Master Sub RES1000023 TRN 146	16,756
US Dept of Energy	URS Corporation	81.unknown	Master Sub RES1000023 TRN 147	31,865
US Dept of Energy	URS Corporation	81.unknown	Master Sub RES1000023 TRN 148	33,348
US Dept of Energy	URS Corporation	81.unknown	Master Sub RES1000023 TRN 149	17,396
US Dept of Energy	URS Corporation	81.unknown	Master Sub RES1000023 TRN 150	15,313
US Dept of Energy	URS Corporation	81.unknown	Master Sub RES1000023 TRN 151	8,886
US Dept of Energy	URS Corporation	81.unknown	Master Sub RES1000023 TRN 152	14,905
US Dept of Energy	URS Corporation	81.unknown	Master Sub RES1000023 TRN 153	7,542
US Dept of Energy	URS Corporation	81.unknown	Master Sub RES1000023 TRN 155	30,290
US Dept of Energy	URS Corporation	81.unknown	Master Sub RES1000023 TRN 156	3,777
US Dept of Energy	URS Corporation	81.unknown	Master Sub RES1000023 TRN 157	4,988
US Dept of Energy	URS Corporation	81.unknown	Master Sub RES1000023 TRN 159	4,899
US Dept of Energy	URS Corporation	81.unknown	Master Sub RES1000023 TRN 160	13,786
US Dept of Energy	URS Corporation	81.unknown	Master Sub RES1000023 TRN 161	26,116
US Dept of Energy	URS Corporation	81.unknown	Master Sub RES1000023 TRN 162	23,438
US Dept of Energy	URS Corporation	81.unknown	Master Sub RES1000023 TRN 163	5,338
US Dept of Energy	URS Corporation	81.unknown	Master Sub RES1000023 TRN 164	231
US Dept of Energy	URS Corporation	81.unknown	Master Sub RES1000023 TRN 165	1,907
US Dept of Energy	URS Corporation	81.unknown	Master Sub RES1000023 TRN 166	208
US Dept of Energy	URS Corporation	81.unknown	Master Sub RES1000023 TRN 167	7,800
US Dept of Energy	URS Corporation	81.unknown	Master Sub RES1000023 TRN 170	8,007
US Dept of Energy	UT-Battelle, LLC	81.unknown	4000089562	45,821
				5,001,594
US Dept of Energy	Gas Technology Institute	ARRA81.087	Sub S00000109	54,597
US Dept of Energy	Faraday Technology Inc	ARRA81.089	NA	195,924
US Dept of Energy	Keylogic Systems	ARRA81.unknov	6000-020 Task 4003.300.07.00	221,134
US Dept of Energy	URS Corporation	ARRA81.unknov	Master Sub RES100023	94,160
US Dept of Energy	URS Corporation	ARRA81.unknov	Master Sub RES100023 TRN 106	59,000
US Dept of Energy	URS Corporation	ARRA81.unknov	Master Sub RES100023 TRN 107	124,026
US Dept of Energy	URS Corporation	ARRA81.unknov	Master Sub RES100023 TRN 110	28,636
US Dept of Energy	URS Corporation	ARRA81.unknov	Master Sub RES100023 TRN 111	44,584
US Dept of Energy	URS Corporation	ARRA81.unknov	Master Sub RES100023 TRN 112	52,138
US Dept of Energy	URS Corporation	ARRA81.unknov	Master Sub RES100023 TRN 117	31,932
				655,610
	US Dept of Energy Pass-Through Total			7,432,374
	US Dept of Energy Total			13,340,423

(Continued)

WEST VIRGINIA UNIVERSITY RESEARCH CORPORATION

SCHEDULE OF EXPENDITURES OF FEDERAL AWARDS
YEAR ENDED JUNE 30, 2012

Research and Development	Federal Division/Pass Through Entity	CFDA #	Contract Number	Federal Expenditures
Federal Agency:				
US Dept of Interior	Bureau of Land Management	15.RD		$ 274,177
US Dept of Interior	Fish and Wildlife Service	15.RD		90,304
US Dept of Interior	Geological Survey	15.RD		510,233
US Dept of Interior	National Park Service	15.RD		2,323
US Dept of Interior	Office of Surface Mining Reclamation & Enforcement	15.RD		81,347
				958,384
	US Dept of Interior Direct Total			958,384
US Dept of Interior	Americaview, Inc.	15.808	AV08-WV01	31,830
	US Dept of Interior Pass-Through Total			31,830
	US Dept of Interior Total			990,214
US Dept of Transportation	Federal Aviation Administration	20.RD		29,576
US Dept of Transportation	Federal Railroad Administration	20.RD		28,196
US Dept of Transportation	Federal Transit Administration	20.RD		340,370
				398,142
	US Dept of Transportation Direct Total			398,142
US Dept of Transportation	WV Dept of Highways	20.200	Research Project # 221-C	1,610
US Dept of Transportation	WV Dept of Highways	20.200	Research Project # 221-D	35,093
US Dept of Transportation	WV Dept of Highways	20.200	Research Project # 256	321
US Dept of Transportation	WV Dept of Highways	20.200	Research Project # 263	37,950
US Dept of Transportation	WV Dept of Highways	20.200	Research Project 233	(6,383)
US Dept of Transportation	WV Dept of Highways	20.200	Research Project 244	38,264
US Dept of Transportation	WV Dept of Highways	20.200	Research Project 245	207,781
US Dept of Transportation	WV Dept of Highways	20.200	Research Project 248	9,817
US Dept of Transportation	WV Dept of Highways	20.200	Research Project 257	82,421
US Dept of Transportation	WV Dept of Highways	20.200	Research Project 261	49,204
US Dept of Transportation	WV Dept of Highways	20.200	Research Project 276	73,156
US Dept of Transportation	WV Dept of Highways	20.200	Research Project 277	5,281
US Dept of Transportation	WV Dept of Highways	20.200	Research Project 278	11,943
US Dept of Transportation	WV Dept of Highways	20.200	Research Project 279	4,199
US Dept of Transportation	WV Dept of Highways	20.200	Research Project No. 270	123,130
				673,787
US Dept of Transportation	Marshall University Research Corporation	20.205	Grnt No 211041 PO# RC-P1101777	41,985
US Dept of Transportation	WV Dept of Highways	20.205	WVDOH RP 247	13,583
US Dept of Transportation	WV Dept of Highways	20.205	WVDOH RP#122	121,944
				177,512
US Dept of Transportation	Marshall University Research Corporation	20.unknown	Grant# 210233 PO# RC-P1100415	15,340
US Dept of Transportation	Natl Academy of Sciences	20.unknown	SHRP C-21(D)	292,417
US Dept of Transportation	Penn State Univ	20.unknown	3526-WVU-USDOT-0003	249,575
US Dept of Transportation	Penn State Univ	20.unknown	3601-WVU-COP-0401 WO #14	(7,471)
US Dept of Transportation	Penn State Univ	20.unknown	4452-WVU-USDOT-0003	16,414
US Dept of Transportation	Penn State Univ	20.unknown	4577-WVURC-USDOT-0003	11,962
US Dept of Transportation	Port Authority Of NY and NJ	20.unknown	4500063234	30,186
US Dept of Transportation	University of Oklahoma	20.unknown	Subaward 2006-50	862
US Dept of Transportation	WV Department of Transportation	20.unknown	Research Project 268	1,348
US Dept of Transportation	WV Dept of Highways	20.unknown	Research Project 202	14,993
US Dept of Transportation	WV Dept of Highways	20.unknown	Research Project 217	(1,562)
US Dept of Transportation	WV Dept of Highways	20.unknown	Research Project 275	67,433
US Dept of Transportation	WV Dept of Highways	20.unknown	Research Project RP 215	(3)
US Dept of Transportation	WV Dept of Highways	20.unknown	State Project X142-H-38.99-05	418,240
				1,109,734
	US Dept of Transportation Pass-Through Total			1,961,033
	US Dept of Transportation Total			2,359,175

(Continued)

WEST VIRGINIA UNIVERSITY RESEARCH CORPORATION

SCHEDULE OF EXPENDITURES OF FEDERAL AWARDS
YEAR ENDED JUNE 30, 2012

Research and Development	Federal Division/Pass Through Entity	CFDA #	Contract Number	Federal Expenditures
Federal Agency:				
US Dept of Defense	Advanced Research Projects Agency	12.RD		$ 3,474
US Dept of Defense	Department of the Air Force, Material Command	12.RD		78,180
US Dept of Defense	Department of the Army, Office of Res & Dev	12.RD		1,017,384
US Dept of Defense	Department of the Army, Office of the Chief of Engineers	12.RD		304,868
US Dept of Defense	Department of the Navy, Office of Chief of Naval Res	12.RD		680,140
US Dept of Defense	National Security Agency	12.RD		1,411
US Dept of Defense	US Army Material Command	12.RD		2,028,407
				4,113,864
	US Dept of Defense Direct Total			4,113,864
US Dept of Defense	Advanced Technology Institute	12.300	2010-304	825,239
US Dept of Defense	Augustasystems Inc.	12.300	ASI-NAVAIR-SYSOP-WVU-2008A	(865)
US Dept of Defense	Augustasystems Inc.	12.300	ASI-NAVAIR-SYSOP-WVU-2008B	94
				824,468
US Dept of Defense	The Curators Univ of Missouri	12.431	W911NF-07-2-0062	29,526
US Dept of Defense	Advanced Technology Institute	12.unknown	2010-304	97,141
US Dept of Defense	Advanced Technology Institute	12.unknown	2010-304 ATI Agreement 2	441,244
US Dept of Defense	Advanced Technology Institute	12.unknown	W9113M-09-C-0158	1
US Dept of Defense	Augustasystems Inc.	12.unknown	ASI-NAVAIR-SYSOP-WVU-2008C	207
US Dept of Defense	Carnegie Mellon University	12.unknown	1130110-243898	110,149
US Dept of Defense	Erallo Technologies, Inc.	12.unknown	W56HZV-11-C-0206	173,069
US Dept of Defense	Grammatech, Inc	12.unknown	Agreement No: S10-01	121,579
US Dept of Defense	Iron Bay Model Company	12.unknown	Compression Ignition by Air Injection Engine	6,328
US Dept of Defense	Lynntech, Inc.	12.unknown	2011-ARM281-0001	29,987
US Dept of Defense	Physical Sciences Inc.	12.unknown	Agreement No. SC 52006-1708	162,830
US Dept of Defense	Physical Sciences Inc.	12.unknown	Agreement No. SC 56286-6311-01	26,000
US Dept of Defense	Progeny Systems Corporation	12.unknown	PSC-0206 under D11PC20253	16,770
US Dept of Defense	University of Kentucky	12.unknown	UKRF 3048103876-08-162	12,695
				1,198,000
	US Dept of Defense Pass-Through Total			2,051,994
	US Dept of Defense Total			6,165,858
US Dept of Justice	Office of Justice Programs	16.RD		568,589
US Dept of Justice	Bureau of Justice Assistance	16.RD		1,116,385
US Dept of Justice	Federal Bureau of Investigation	16.RD		1,992,289
US Dept of Justice	National Institute of Justice	16.RD		1,210,891
US Dept of Justice	Office of Community Oriented Policing Services	16.RD		11,819
				4,899,973
	US Dept of Justice Direct Total			4,899,973
US Dept of Justice	Mantech Advanced Sysintrl, Inc.	16.560	ManTech PS 25922	76,314
	US Dept of Justice Pass-Through Total			76,314
	US Dept of Justice Total			4,976,287
US Department of Labor	Office of Disability Employment Policy	17.RD		2,391,457
	US Department of Labor Direct Total			2,391,457
	US Department of Labor Total			2,391,457
NASA	NASA	43.RD		3,574,254
	NASA Direct Total			3,574,254

(Continued)

WEST VIRGINIA UNIVERSITY RESEARCH CORPORATION

SCHEDULE OF EXPENDITURES OF FEDERAL AWARDS
YEAR ENDED JUNE 30, 2012

Research and Development	Federal Division/Pass Through Entity	CFDA #	Contract Number	Federal Expenditures
Federal Agency:				
NASA	Smithsonian Astrophysical Obsr	43.unknown	08-074-11-001	$ 3,657
NASA	Smithsonian Astrophysical Obsr	43.unknown	GO0-11065X	21,257
NASA	Smithsonian Astrophysical Obsr	43.unknown	GO0-11092X	10,797
NASA	Smithsonian Astrophysical Obsr	43.unknown	GO1-12059X	6,546
NASA	Smithsonian Astrophysical Obsr	43.unknown	GO1-12060X	13,696
NASA	Smithsonian Astrophysical Obsr	43.unknown	GO1-12061A	12,525
NASA	Smithsonian Astrophysical Obsr	43.unknown	GO1-12078A	11,527
NASA	Southwest Research Institute	43.unknown	Mod # 10 Sub 799104L	20,754
NASA	Southwest Research Institute	43.unknown	Sub 799104L	780
NASA	Stephen F Austin State Univ	43.unknown	S09112-02	7,054
NASA	University of Wisconsin-Madison	43.unknown	083K650	2,942
NASA	University of Wisconsin-Madison	43.unknown	NNX0AO15G Sub Award # 179K060	35,279
				146,814
	NASA Pass-Through Total			146,814
	NASA Total			3,721,068
Appalachian Regional Commission	Appalachian Regional Development	23.RD		(1,325)
	Appalachian Regional Commission Direct Total			(1,325)
Appalachian Regional Commission	Marshall University Research Corporation	23.002	PO# P1201428	12,810
Appalachian Regional Commission	Downstream Strategies	23.unknown	ARC Forests Assets	41,094
Appalachian Regional Commission	Marshall University Research Corporation	23.unknown	PO# RC-P1100890	14,839
				55,933
	Appalachian Regional Commission Pass-Through Total			68,743
	Appalachian Regional Commission Total			67,418
US Dept of Commerce	National Institute for Standards and Technology	11.RD		(3,225)
US Dept of Commerce	National Oceanic and Atmospheric Admin	11.RD		259,777
				256,552
	US Dept of Commerce Direct Total			256,552
US Dept of Commerce	Clarkson University	11.609	PO# CLKSN-70649	77,347
	US Dept of Commerce Pass-Through Total			77,347
	US Dept of Commerce Total			333,899
US Department of Homeland Security	Federal Emergency Management Agency	97.RD		(744)
	US Department of Homeland Security Direct Total			(744)
US Department of Homeland Security	University of Arizona	97.064	Purchase Order No. Y503226	93,405
US Department of Homeland Security	University of Arizona	97.unknown	Purchase Order No. 6477	28,784
US Department of Homeland Security	University of Arizona	97.unknown	Purchase Order No. Y503226	18,362
				47,146
	US Department of Homeland Security Pass-Through Total			140,551
	US Department of Homeland Security Total			139,807
US Dept of Veteran Affairs	Veterans Benefits Administration	64.RD		31,493
	US Dept of Veteran Affairs Direct Total			31,493
	US Dept of Veteran Affairs Total			31,493

(Continued)

WEST VIRGINIA UNIVERSITY RESEARCH CORPORATION

SCHEDULE OF EXPENDITURES OF FEDERAL AWARDS
YEAR ENDED JUNE 30, 2012

Research and Development	Federal Division/Pass Through Entity	CFDA #	Contract Number	Federal Expenditures
Federal Agency:				
National Endowment for the Humanities	Humanities Foundation of WV	45.129	Grant # 11,098	$ 2,061
National Endowment for the Humanities	Humanities Foundation of WV	45.129	Grant # 11,123	11,704
National Endowment for the Humanities	Humanities Foundation of WV	45.129	Grant # 11,625	12,199
National Endowment for the Humanities	Humanities Foundation of WV	45.129	Grant # 11,639	300
National Endowment for the Humanities	Humanities Foundation of WV	45.129	Grant # 7083	18,500
				44,764
	National Endowment for the Humanities Pass-Through Total			44,764
	National Endowment for the Humanities Total			44,764
	TOTAL RESEARCH AND DEVELOPMENT CLUSTER			$ 75,014,425

(Concluded)

WEST VIRGINIA UNIVERSITY RESEARCH CORPORATION

SCHEDULE OF EXPENDITURES OF FEDERAL AWARDS
YEAR ENDED JUNE 30, 2011

Other Programs	Federal Program/Pass Through Entity	CFDA #	Contract Number	Federal Expenditures
Federal Agency:				
US Dept of Health & Human Services	Model State-Supported Area Health Education Centers	93.107	U77 HP16458	$ 539,774
US Dept of Health & Human Services	Maternal & Child Health Federal Consolidated Programs	93.110	D70MC09836	4,709
US Dept of Health & Human Services	Maternal & Child Health Federal Consolidated Programs	93.110	R40MC20444	321,363
US Dept of Health & Human Services	Maternal & Child Health Federal Consolidated Programs	93.110	T73 MC 00043	5,459
US Dept of Health & Human Services	Maternal & Child Health Federal Consolidated Programs	93.110	T73MC00043	536,869
				868,400
US Dept of Health & Human Services	Center for Disease Control & Prevention	93.135	U48 DP001921	143,877
US Dept of Health & Human Services	Research on Healthcare Costs, Quality & Outcomes	93.226	R24 HS018622	132,757
US Dept of Health & Human Services	Advanced Education Nursing Grant Programs	93.247	D09HP09085	47,262
US Dept of Health & Human Services	Poison Control Stabilization and Enhancement	93.253	H4BHS15504	23,033
US Dept of Health & Human Services	Occupational Safety & Health Program	93.262	212-2009-M-30140	7,825
US Dept of Health & Human Services	Occupational Safety & Health Program	93.262	212-2009-M-31886	36,042
US Dept of Health & Human Services	Occupational Safety & Health Program	93.262	OH008431	352,566
				396,433
US Dept of Health & Human Services	Advanced Education Nursing Grant Programs	93.358	2 A10 HP 00228-12-00	51,744
US Dept of Health & Human Services	Nurse Education, Practice and Retention Grants	93.359	D11 HP09553	47,893
US Dept of Health & Human Services	Affordable Care Act (ACA)	93.513	T57HP20589	220,000
US Dept of Health & Human Services	Administration for Children and Families	93.632	90DD0629/05	537,498
US Dept of Health & Human Services	Grants for Residency Training in Prim. Care Med. & Dentistry	93.884	D56HP05229	3,224
US Dept of Health & Human Services	Grants for Residency Training in Prim. Care Med. & Dentistry	93.884	D56HP23281	44,458
US Dept of Health & Human Services	Grants for Residency Training in Prim. Care Med. & Dentistry	93.884	D58HP15645	223,689
				271,371
US Dept of Health & Human Services	Health Care and Other Facilities	93.887	C76HF16464	109,744
US Dept of Health & Human Services	Grants to Provide Outpatient Early Intervention Services	93.918	H76 HA 01719	425,933
US Dept of Health & Human Services	Scholarships for Health Professions Sdts from Disadvantaged Backgrounds	93.925	T08HP22352	19,234
US Dept of Health & Human Services	Public Health Traineeships	93.964	A 03 HP 15136	2,774
US Dept of Health & Human Services	Geriatric Education Centers	93.969	1 UB4HP19050-01-00	438,555
US Dept of Health & Human Services	ARRA - National Health Service Corps Loan Repayment	ARRA93.401	HHSH250200900055C REQ HRS19518	97,770
US Dept of Health & Human Services	Equipment to Enhance Training for Health Professionals	ARRA93.411	D76HP20956	10,329
	US Dept of Health & Human Services Direct Total			4,384,381
US Dept of Health & Human Services	WV DHHS, Bureau of Public Hlth	93.070	G110468	15,266
US Dept of Health & Human Services	WV DHHS, Bureau of Public Hlth	93.070	G120466	13,554
				28,820
US Dept of Health & Human Services	Childrens Hospital Philadelphia	93.110	PO 950768RSUB	13,807
US Dept of Health & Human Services	University of Pittsburgh	93.145	Subaward # 0019469	288,846

(Continued)

WEST VIRGINIA UNIVERSITY RESEARCH CORPORATION

SCHEDULE OF EXPENDITURES OF FEDERAL AWARDS
YEAR ENDED JUNE 30, 2011

Other Programs	Federal Program/Pass Through Entity	CFDA #	Contract Number	Federal Expenditures
Federal Agency:				
US Dept of Health & Human Services	WV DHHS, Health & Human Services	93.243	G120536	$ 100,774
US Dept of Health & Human Services	Childrens Hospital Philadelphia	93.283	PO 960134-Rsub	8,120
US Dept of Health & Human Services	Childrens Hospital Philadelphia	93.283	Subaward 950973RSUB Site 13	4,096
US Dept of Health & Human Services	WV DHHS, Bureau of Public Hlth	93.283	G110252	158
US Dept of Health & Human Services	WV DHHS, Bureau of Public Hlth	93.283	G120382	75,819
US Dept of Health & Human Services	WV DHHS, Bureau of Public Hlth	93.283	N/A	19,227
US Dept of Health & Human Services	WV DHHS, Preventive Med Serv	93.283	G110456	533
US Dept of Health & Human Services	WV DHHS, Preventive Med Serv	93.283	G120365	398,991
				506,944
US Dept of Health & Human Services	University of Connecticut	93.359	Agr. No. 7201; FSR# 561417	13,915
US Dept of Health & Human Services	WV DHHS, Bureau for Children and Families	93.558	G110133	41,158
US Dept of Health & Human Services	WV DHHS, Bureau for Children and Families	93.558	G110218	6,450
US Dept of Health & Human Services	WV DHHS, Bureau for Children and Families	93.558	G120280	749,340
US Dept of Health & Human Services	WV DHHS, Bureau for Children and Families	93.558	G120408	836,960
US Dept of Health & Human Services	WV DHHS, Health & Human Services	93.558	G110132	35,045
US Dept of Health & Human Services	WV DHHS, Health & Human Services	93.558	G120429	865,077
				2,534,030
US Dept of Health & Human Services	Rural Community Assistance Program, Inc	93.570	N/A	48,446
US Dept of Health & Human Services	WV DHHS, Bureau for Children and Families	93.575	G110558	16,595
US Dept of Health & Human Services	WV DHHS, Bureau for Children and Families	93.575	G120477	30,495
				47,090
US Dept of Health & Human Services	WV DHHS, Health & Human Services	93.658	6120448	440,865
US Dept of Health & Human Services	WV DHHS, Health & Human Services	93.658	BCF10001	10,164
US Dept of Health & Human Services	WV DHHS, Health & Human Services	93.658	G110134	76,935
US Dept of Health & Human Services	WV DHHS, Health & Human Services	93.658	PO# BCF10001	142,892
				670,856
US Dept of Health & Human Services	WV DHHS, Health & Human Services	93.674	G110118	11,198
US Dept of Health & Human Services	WV DHHS, Health & Human Services	93.674	G120418	365,425
				376,623
US Dept of Health & Human Services	WV Division of Rehab Services	93.779	N/A	447,979
US Dept of Health & Human Services	WV DHHS, Bureau of Public Hlth	93.889	G110600	2,258
US Dept of Health & Human Services	WV DHHS, Bureau of Public Hlth	93.889	G120461	25,310
				27,568
US Dept of Health & Human Services	University of Pittsburgh	93.928	Subaward # 0026510 (119618-3)	14,195
US Dept of Health & Human Services	WV DHHS, Bureau of Public Hlth	93.940	G090720	(1,425)
US Dept of Health & Human Services	WV DHHS, Bureau of Public Hlth	93.940	G110648	12,338
US Dept of Health & Human Services	WV DHHS, Bureau of Public Hlth	93.940	G110876	82,823
US Dept of Health & Human Services	WV DHHS, Bureau of Public Hlth	93.940	G120663	9,440
US Dept of Health & Human Services	WV DHHS, Bureau of Public Hlth	93.940	G120664	77,717
				180,893
US Dept of Health & Human Services	WV DHHS, Bureau of Public Hlth	93.988	G110948	67,266

(Continued)

WEST VIRGINIA UNIVERSITY RESEARCH CORPORATION

SCHEDULE OF EXPENDITURES OF FEDERAL AWARDS
YEAR ENDED JUNE 30, 2011

Other Programs	Federal Program/Pass Through Entity	CFDA #	Contract Number	Federal Expenditures
Federal Agency:				
US Dept of Health & Human Services	WV DHHS, Bureau of Public Hlth	93.994	G120768	$ 11,592
US Dept of Health & Human Services	WV DHHS, Health & Human Services	93.994	G110387	30,224
US Dept of Health & Human Services	WV DHHS, Health & Human Services	93.994	G120038	602,988
				644,804
US Dept of Health & Human Services	Human Resource Development Foundation, Inc.	93.unknown	Youth Transition Demonstration Services/HRDF, Inc.	17,915
US Dept of Health & Human Services	Molina Medicaid Solutions	93.unknown	PO# 15187	75,807
US Dept of Health & Human Services	Molina Medicaid Solutions	93.unknown	PO# 56; Amendment No. 5	305,357
US Dept of Health & Human Services	Unisys Corporation	93.unknown	341916	162,717
US Dept of Health & Human Services	Wheeling Jesuit University	93.unknown	0000007132	155,000
US Dept of Health & Human Services	WV DHHS, Bureau of Public Hlth	93.unknown	G110282	381
US Dept of Health & Human Services	WV DHHS, Bureau of Public Hlth	93.unknown	G120449	148,301
US Dept of Health & Human Services	WV Division of Rehab Services	93.unknown	West Virginia Work Incentive Planning and Assistance	32,779
				898,257
	US Dept of Health & Human Services Pass-Through Total			6,911,113
	US Dept of Health & Human Services Total			11,295,494
US National Institute of Health	Research Related to Deafness and Communication Disorders	93.173	F32 DC010546	54,983
US National Institute of Health	National Center for Research Resources	93.389	R25 RR023274	342,978
US National Institute of Health	Cancer Research Manpower	93.398	F31 CA159805	20,839
US National Institute of Health	Cardiovascular Diseases Research	93.837	F32 HL114376-01	10,479
US National Institute of Health	Trans-NIH Recovery Act Research Support	ARRA93.701	R25 RR023274	65,800
US National Institute of Health	National Center for Research Resources	ARRA93.702	C06 RR030016	683,148
	US National Institute of Health Direct Total			1,178,227
US National Institute of Health	Oregon Health Sciences University	93.389	9001382-005_WVU	13,182
US National Institute of Health	University of Minnesota	93.393	1 R01CA141531-01 /N000715602	38,801
	US National Institute of Health Pass-Through Total			51,983
	US National Institute of Health Total			1,230,210
US Dept of Education	TRIO - Student Support Services	84.042	P042A100382	304,665
US Dept of Education	TRIO Upward Bound	84.047	P047A070304	232,023
	TRIO Cluster Total			536,688
US Dept of Education	Fund for the Improvement of Postsecondary Education	84.116	P116J090040	83,274
US Dept of Education	Fund for the Improvement of Postsecondary Education	84.116	P116M060011	353
US Dept of Education	Fund for the Improvement of Postsecondary Education	84.116	P116N070005	11,344
				94,971
US Dept of Education	Rehabilitation Services Service Projects	84.128	H128J100017A	25,763
US Dept of Education	Rehabilitation Long-Term Training	84.129	H129B100028	127,956
US Dept of Education	Rehabilitation Long-Term Training	84.129	H129W090003	183,224
				311,180

(Continued)

WEST VIRGINIA UNIVERSITY RESEARCH CORPORATION

SCHEDULE OF EXPENDITURES OF FEDERAL AWARDS
YEAR ENDED JUNE 30, 2011

Other Programs	Federal Program/Pass Through Entity	CFDA #	Contract Number	Federal Expenditures
Federal Agency:				
US Dept of Education	Assistive Technology	84.224	H224A100047	$ 374,874
US Dept of Education	Spec Ed Prep to Improve Svcs & Results for Children with Dis.	84.325	H325A040051	115,863
US Dept of Education	Spec Ed Prep to Improve Svcs & Results for Children with Dis.	84.325	H325D070074	178,356
US Dept of Education	Spec Ed Prep to Improve Svcs & Results for Children with Dis.	84.325	H325K070208	82,019
US Dept of Education	Spec Ed Prep to Improve Svcs & Results for Children with Dis.	84.325	H325K080222	128,819
				505,057
US Dept of Education	Demo Projects to Ensure Disabled Students Receive Higher Ed	84.333	P333A080020	154,942
	US Dept of Education Direct Total			2,003,475
US Dept of Education	WV Department of Education	84.024	C344105 Project Code 43-1-3X	1,367
US Dept of Education	WV Department of Education	84.024	C364541 Project Code 43-2-3X	30,164
				31,531
US Dept of Education	WV Department of Education	84.073	C364540 Project Code 43-2-3X	20,422
US Dept of Education	WV Division of Rehab Services	84.128	PO# DRS110262	29,379
US Dept of Education	WV Department of Education	84.unknown	Gratn No 61768	(46)
US Dept of Education	WV Division of Rehab Services	84.unknown	N/A	145,570
				145,524
	US Dept of Education Pass-Through Total			226,856
	US Dept of Education Total			2,230,331
National Science Foundation	Engineering Grants	47.041	EEC 0741399	61,379
National Science Foundation	Mathematical and Physical Sciences	47.049	AST-1114830	396
National Science Foundation	Mathematical and Physical Sciences	47.049	DMS-1107583	1,262
				1,658
National Science Foundation	Computer and Information Science and Engineering	47.070	IIS-1225981	4,086
National Science Foundation	Education and Human Resources	47.076	DGE-1102689	35,985
National Science Foundation	Education and Human Resources	47.076	DUE-0525484	61,478
National Science Foundation	Education and Human Resources	47.076	DUE-0833111	200,271
National Science Foundation	Education and Human Resources	47.076	DUE-0919800	65,160
National Science Foundation	Education and Human Resources	47.076	IIP-1064307	267,290
				630,184
	National Science Foundation Direct Total			697,307
National Science Foundation	National 4-H Council	47.076	N/A	46,802
National Science Foundation	University of Kentucky	47.076	Sub - UKRF 3048032200-07-249	70,070
				116,872
National Science Foundation	Natl Radio Astronomy Observatory	47.unknown	PO 317241 Task Order 01	34,301
	National Science Foundation Pass-Through Total			151,173
	National Science Foundation Total			848,480

(Continued)

WEST VIRGINIA UNIVERSITY RESEARCH CORPORATION

SCHEDULE OF EXPENDITURES OF FEDERAL AWARDS
YEAR ENDED JUNE 30, 2011

Other Programs	Federal Program/Pass Through Entity	CFDA #	Contract Number	Federal Expenditures
Federal Agency:				
US Dept of Agriculture	Cooperative Extension Service	10.500	2009-41520-05419	$ 145,502
US Dept of Agriculture	Cooperative Extension Service	10.500	2010-41534-21623	49,830
US Dept of Agriculture	Cooperative Extension Service	10.500	2010-45043-20896	13,365
US Dept of Agriculture	Cooperative Extension Service	10.500	2011-48679-31070	3,568
				212,265
US Dept of Agriculture	Forest Stewardship Program	10.678	06-DG-11244225-265	2,790
US Dept of Agriculture	Technical Assistance and Training Grants	10.761	Case No 57-030/Loan 24	382,347
US Dept of Agriculture	Technical Assistance and Training Grants	10.761	Case No 57-030/Loan 26	505,324
				887,671
US Dept of Agriculture	Environmental Quality Incentive Program	10.912	NRCS 69-3A75-9-144	51,321
	US Dept of Agriculture Direct Total			1,154,047
US Dept of Agriculture	WV Agric, Rural Resources Div	10.170	Grant ID# 2010SC11	13,937
US Dept of Agriculture	University of Maryland	10.303	Z531001	11,242
US Dept of Agriculture	University of Minnesota	10.309	H001545607	3,352
US Dept of Agriculture	WV Agric, Rural Resources Div	10.458	10-IE-53300-009	91,912
US Dept of Agriculture	WV Agric, Rural Resources Div	10.458	11-IE-53300-012	140,993
				232,905
US Dept of Agriculture	Kansas State University	10.500	N/A	37,573
US Dept of Agriculture	Kansas State University	10.500	S08144.03	50,770
US Dept of Agriculture	University of Vermont	10.500	ENE08-109	12,584
US Dept of Agriculture	University of Vermont	10.500	SUB# SNE10-14	37,130
US Dept of Agriculture	University of Vermont	10.500	SUB# SNE11-14	31,241
				169,298
US Dept of Agriculture	WV Department of Education	10.559	Grant 51251 FY2011	17,269
US Dept of Agriculture	WV Department of Education	10.559	Grant 61775 FY2011	10,237
US Dept of Agriculture	WV Department of Education	10.559	Grant ID # 52311	11,230
				38,736
US Dept of Agriculture	WV DHHS, Health & Human Srv	10.561	G110564	1,781,123
US Dept of Agriculture	WV DHHS, Health & Human Srv	10.561	G120881	357,465
				2,138,588
US Dept of Agriculture	National Fish And Wildlife Foundation	10.912	2008-0116-042	30,442
US Dept of Agriculture	University of Idaho	10.unknown	BJK409-SB-001 PO# P0026287	8,269
US Dept of Agriculture	Rural Community Assistance Program, Inc.	ARRA10.unknown	Guides for Water & Wastewater Sys.	17
	US Dept of Agriculture Pass-Through Total			2,646,786
	US Dept of Agriculture Total			3,800,833

(Continued)

WEST VIRGINIA UNIVERSITY RESEARCH CORPORATION

SCHEDULE OF EXPENDITURES OF FEDERAL AWARDS
YEAR ENDED JUNE 30, 2011

Other Programs	Federal Program/Pass Through Entity	CFDA #	Contract Number	Federal Expenditures
Federal Agency:				
Environmental Protection Agency	Surveys, Studies, Investigations, Demos, Train. Grnts & Coop Agrmn	66.436	X7-83410001	$ 81,151
	Environmental Protection Agency Direct Total			81,151
Environmental Protection Agency	WV Forst, Comrc,Labr,Envn Prot	66.466	NPS1360	3,562
Environmental Protection Agency	WV Forst, Comrc,Labr,Envn Prot	66.466	NPS1361	35,699
				39,261
Environmental Protection Agency	WV DHHS, Environment Hlth Serv	66.468	G110473	5,282
Environmental Protection Agency	WV DHHS, Environment Hlth Serv	66.468	G120455	15,132
				20,414
Environmental Protection Agency	WV Forst, Comrc,Labr,Envn Prot	66.708	20409	3,016
	Environmental Protection Agency Pass-Through Total			62,691
	Environmental Protection Agency Total			143,842
US Dept of Energy	Conservation Research and Development	81.086	DE-EE0001696	323,516
US Dept of Energy	Fossil Energy Research and Development	81.089	DE-FC26-06NT42804	8,003
US Dept of Energy	Fossil Energy Research and Development	81.089	DE-FE0001248	19,141
US Dept of Energy	Fossil Energy Research and Development	81.089	DE-FE0002994	161,570
				188,714
US Dept of Energy	NETL HSON	81.unknown	DE-FE0001835	106,848
US Dept of Energy	Seredipity: Data Modeling for Middle School Teachers	81.unknown	DE-FE0015830	24,996
				131,844
US Dept of Energy	Conservation Research and Development	ARRA81.086	DE-EE0002108	1,680,689
	US Dept of Energy Direct Total			2,324,763
US Dept of Energy	University of Nevada, Reno	81.087	PO 11BP177158A/ 1320 114 16AL	33,269
US Dept of Energy	Houston Advanced Research Center	81.unknown	08122-35 R10	(54)
US Dept of Energy	Petroleum Tech Transfer Council	81.unknown	PTTC SUB 09-001	41,730
US Dept of Energy	URS Corporation	81.unknown	Master Sub RES1000023	11,578
US Dept of Energy	URS Corporation	81.unknown	Master Sub RES1000023 TRN 102	55,235
US Dept of Energy	UT-Battelle, LLC	81.unknown	4000095598	15,467
				123,956
US Dept of Energy	University of Minnesota	ARRA81.122	Subaward No. A000211569	9,995
US Dept of Energy	URS Corporation	ARRA81.unknown	Master Sub RES100023 TRN 130	2,942
	US Dept of Energy Pass-Through Total			170,162
	US Dept of Energy Total			2,494,925

(Continued)

WEST VIRGINIA UNIVERSITY RESEARCH CORPORATION

SCHEDULE OF EXPENDITURES OF FEDERAL AWARDS
YEAR ENDED JUNE 30, 2011

Other Programs	Federal Program/Pass Through Entity	CFDA #	Contract Number	Federal Expenditures
Federal Agency:				
US Dept of Labor	Occup and Safety & Health - Susan Harwood Training Grant	17.502	SH-19490-09-60-F-54	$ 46,730
US Dept of Labor	Occup and Safety & Health - Susan Harwood Training Grant	17.502	SH20868SH0	86,205
US Dept of Labor	Occup and Safety & Health - Susan Harwood Training Grant	17.502	SH-22248-11-60-F-54	123,794
				256,729
US Dept of Labor	AIDS/HIV Employment Outreach 2011-12	17.unknown	DOLJ079426341 DOLB119432121	20,441
US Dept of Labor	AIDS/HIV Employment Outreach FY2011-12	17.unknown	DOLJ079426341 DOLB119432466	53,347
US Dept of Labor	Campaign for Disabiity Employment	17.unknown	DOLJ079426341 DOLB119432121	466,031
US Dept of Labor	Campaign for Disabiity Employment	17.unknown	DOLJ079426341 REQ 473-1094-713	82,441
US Dept of Labor	Task Order to Upgrade the Campaign for Disability Employment Website	17.unknown	DOLJ079426341 REQ 473-1094-790	26,703
				648,963
	US Dept of Labor Direct Total			905,692
US Dept of Labor	WV Council of Community and Technical College	ARRA17.275	GREENUP-09	105,044
	US Dept of Labor Pass-Through Total			105,044
	US Dept of Labor Total			1,010,736
US Dept of Interior	Rivers, Trails and Conservation Assistance	15.921	H4507-07-0514	3,451
	US Dept of Interior Direct Total			3,451
US Dept of Interior	West Penn Hospital Foundation	15.unknown	AV08-WV04	62,720
	US Dept of Interior Pass-Through Total			62,720
	US Dept of Interior Total			66,171
US Dept of Justice	National Institute of Justice Research, Eval & Development	16.560	2009-DI-BX-K012	418,291
US Dept of Justice	National Institute of Justice Research, Eval & Development	16.560	2010-D1-BX-K016	474,947
				893,238
US Dept of Justice	Bureau of Prisons	16.unknown	DJB11301036	19,315
	US Dept of Justice Direct Total			912,553
US Dept of Justice	WV Department of Military Affairs and Public	16.unknown	8RCPG611-01	13,542
	US Dept of Justice Pass-Through Total			13,542
	US Dept of Justice Total			926,095
US Dept of Homeland Security	State and Local Homeland Security Training Program	97.005	2010-DM-TO-K011	112,581
US Dept of Homeland Security	State Fire Training Systems Grants	97.043	2010-RB-63-0020	7,632
US Dept of Homeland Security	State Fire Training Systems Grants	97.043	EMW-2011-GR-00108-S01	7,768
				15,400
	US Dept of Homeland Security Direct Total			127,981
	US Dept of Homeland Security Total			127,981

(Continued)

WEST VIRGINIA UNIVERSITY RESEARCH CORPORATION

SCHEDULE OF EXPENDITURES OF FEDERAL AWARDS
YEAR ENDED JUNE 30, 2011

Other Programs	Federal Program/Pass Through Entity	CFDA #	Contract Number	Federal Expenditures
Federal Agency:				
Corp Natl/Community Service	WV Comm for Natl/Community Service	94.006	09ACHWV0010002	$ 1,253,309
	Corp Natl/Community Service Pass-Through Total			1,253,309
	Corp Natl/Community Service Total			1,253,309
National Endowment for the Humanities	Preservation and Access	45.149	PJ-50080-11	10,032
	National Endowment for the Humanities Direct Total			10,032
National Endowment for the Humanities	Humanities Foundation of WV	45.129	Grant # 11,116	13,804
National Endowment for the Humanities	Humanities Foundation of WV	45.129	Grant # 11,615	500
National Endowment for the Humanities	Humanities Foundation of WV	45.129	Grant # 11,632	287
National Endowment for the Humanities	Humanities Foundation of WV	45.129	Grant # 11,637	15,008
National Endowment for the Humanities	Humanities Foundation of WV	45.129	Grant # 12002	875
				30,474
	National Endowment for the Humanities Pass-Through Total			30,474
	National Endowment for the Humanities Total			40,506
US Dept of Defense	Military Medical Research and Development	12.420	W81XWH-11-1-0133	40,678
US Dept of Defense	Information Security Grant Program	12.902	H98230-10-1-0410	2,050
US Dept of Defense	Information Security Grant Program	12.902	H98230-11-1-0451	29,569
				31,619
	US Dept of Defense Direct Total			72,297
US Dept of Defense	Tsicorp	12.unknown	W912L8-12-D-0002-SUB04	19,655
	US Dept of Defense Pass-Through Total			19,655
	US Dept of Defense Total			91,952
Department of the Treasury	Low Income Tax Clinics	21.008	N/A	13,434
	Department of the Treasury Direct Total			13,434
	Department of the Treasury Total			13,434
National Aeronautics and Space Administration	NASA - Science	43.001	NNX10AK62H	670,718
National Aeronautics and Space Administration	NASA - Science	43.001	NNX11AJ76H	25,313
				696,031
National Aeronautics and Space Administration	NASA - Cross Agency Support	43.009	NNX11AR57A	5,126
	National Aeronautics and Space Administration Direct Total			701,157
	National Aeronautics and Space Administration Total			701,157
Small Business Administration	Small Business Development Centers	59.037	SBAHQ-08-1-0147	63,610
	Small Business Administration Direct Total			63,610
	Small Business Administration Total			63,610

(Continued)

WEST VIRGINIA UNIVERSITY RESEARCH CORPORATION

SCHEDULE OF EXPENDITURES OF FEDERAL AWARDS
YEAR ENDED JUNE 30, 2011

Other Programs	Federal Program/Pass Through Entity	CFDA #	Contract Number	Federal Expenditures
Federal Agency:				
Social Security Administration	WV Parent Training & Info	96.unknown	Family to Family	$ 81,174
	Social Security Administration Pass-Through Total			81,174
	Social Security Administration Total			81,174
US Dept of Transportation	WV Dept of Highways	20.200	Research Project # 281	19,581
US Dept of Transportation	WV Dept of Highways	20.unknown	ACH071709	364,735
US Dept of Transportation	WV Dept of Highways	20.unknown	RP 265	18,246
US Dept of Transportation	WV Dept of Highways	20.unknown	RP 266	39,919
				422,900
	US Dept of Transportation Pass-Through Total			442,481
	US Dept of Transportation Total			442,481
	Total Other Programs			26,862,721
	Research and Development Total			75,014,425
	Total Research and Development and Other Programs			$ 101,877,146

(Concluded)

WEST VIRGINIA UNIVERSITY RESEARCH CORPORATION

NOTES TO SCHEDULE OF EXPENDITURES OF FEDERAL AWARDS
YEAR ENDED JUNE 30, 2012

1. SUMMARY OF SIGNIFICANT ACCOUNTING POLICIES

Basis of Presentation — The accompanying financial schedule includes certain expenditure accounts of the West Virginia University Research Corporation (the "Corporation"). Such financial schedule has been prepared on the accrual basis in accordance with generally accepted accounting principles for state-assisted colleges and universities.

Subrecipients — Certain funds are passed-through to subgrantee organizations by the Corporation. Expenditures incurred by the subgrantees and reimbursed by the Corporation are included in the Schedule of Expenditures of Federal Awards. Total subrecipient disbursements for the year ended June 30, 2012, were $ 12,074,182.

The Corporation is also the subrecipient of federal funds which have been reported as expenditures and listed as federal pass-through funds.

2. REIMBURSEMENT OF FACILITIES AND ADMINISTRATIVE COSTS

U.S. Office of Management and Budget (OMB) Circular A-21 (A-21), Costs Principles for Educational Institutions, requires submission of a Certificate of Facilities and Administrative (F&A) Costs (the "Certificate") to an institution's cognizant agency. The Certificate is prepared by the Corporation and is used in negotiations with its cognizant agency, the Department of Health and Human Services (HHS), in determining a rate at which the Corporation will be reimbursed for the F&A costs associated with the completion of sponsored research.

The Corporation receives reimbursement of F&A costs as part of the granting agreement at either the rate negotiated with HHS or at special rates negotiated with the granting agency. On December 2, 2009, HHS approved F&A cost recovery rates effective from July 1, 2009 through June 30, 2013.

Despite HHS's approval, negotiated rates could be adjusted retroactively, and reimbursement to granting agencies could be required if costs identified as unallowable per A-21 were improperly included in amounts included in the Certificate.

* * * * * *

WEST VIRGINIA UNIVERSITY RESEARCH CORPORATION

SCHEDULE OF FINDINGS AND QUESTIONED COSTS
YEAR ENDED JUNE 30, 2012

PART I. — SUMMARY OF AUDITORS' RESULTS

FINANCIAL STATEMENTS:

Type of auditors' report issued:	Unqualified			
Internal control over financial reporting:				
Material Weakness(es) identified?	_____	Yes	X	No
Significant deficiencies identified not considered to be material weaknesses?	_____	Yes	X	N/A
Noncompliance material to financial statements noted?	_____	Yes	X	No

FEDERAL AWARDS:

Internal control over major programs:				
Material weakness(es) identified?	_____	Yes	X	No
Significant deficiencies identified not considered to be material weakness(es)?	_____	Yes	X	N/A
Type of auditors' report issued on compliance for major programs:	Unqualified			
Any audit findings disclosed that are required to be reported in accordance with Circular A-133 (section .510(a))?	_____	Yes	X	No

Identification of Major Programs:

CFDA Number	Name of Federal Program or Cluster
Various	Research and Development Cluster

Dollar threshold used to distinguish between Type A and Type B programs? $ 3,000,000

Auditee qualified as low-risk auditee?	X	Yes	_____	No

PART II. — FINANCIAL STATEMENT FINDINGS SECTION

No matters were reportable.

PART III. — FEDERAL AWARD FINDINGS AND QUESTIONED COSTS SECTION

No matters were reportable.